



**GROUP AND PCC
STATEMENT OF ACCOUNTS
31 March 2023**

www.norfolk-pcc.gov.uk

**Statement of Accounts
for the year ended 31 March 2023**

Contents	Page
Auditor's Report to the PCC for Norfolk	i
Statement of Responsibilities for the Statement of Accounts	1
Narrative Report	2
Financial Statements:	
Comprehensive Income and Expenditure Statement (CIES)	15
Balance Sheet	17
Movement in Reserves Statement (MiRS)	18
Cash Flow Statement	22
Expenditure and Funding Analysis	23
Notes to the Financial Statements	25
Police Pension Fund Accounting Statements	86
Glossary of Terms	87

INDEPENDENT AUDITOR'S REPORT TO THE MEMBERS OF THE POLICE AND CRIME COMMISSIONER FOR NORFOLK

Disclaimer of opinion

We were engaged to audit the financial statements of the Police and Crime Commissioner for Norfolk and Group (the Authority) for the year ended 31 March 2023. The financial statements comprise the:

- Police and Crime Commissioner for Norfolk and Group Comprehensive Income and Expenditure Statement,
- Police and Crime Commissioner for Norfolk and Group Balance Sheet,
- Police and Crime Commissioner for Norfolk and Group Movement in Reserves Statement,
- Police and Crime Commissioner for Norfolk and Group Cash Flow Statement,
- the related notes 1 to 32 including a summary of significant accounting policies and including the Expenditure and Funding Analysis; and
- Police Pension Fund Accounting Statements.

The financial reporting framework that has been applied in their preparation is applicable law and the CIPFA/LASAAC Code of Practice on Local Authority Accounting in the United Kingdom 2022/23 as amended by the Update to the Code and Specifications for Future Codes for Infrastructure Assets (November 2022).

We do not express an opinion on the accompanying financial statements of the Police and Crime Commission for Norfolk and Group. Because of the significance of the matter described in the basis for disclaimer of opinion section of our report, we have not been able to obtain sufficient appropriate audit evidence to provide a basis for an audit opinion on these financial statements.

Basis for disclaimer of opinion

The Accounts and Audit (Amendment) Regulations 2024 (Statutory Instrument 2024/907) which came into force on 30 September 2024 requires the accountability statements for this financial year to be approved not later than 13th December 2024.

We complete the audit of the 2021/22 financial statements in April 2024 and issued our audit opinion on 17 April 2024.

The backstop date and the wider requirements of the local audit system reset meant we did not have the required resources available to complete the detailed audit procedures that would be needed to obtain sufficient appropriate audit evidence to issue an unmodified audit report on the 2022/23 financial statements. Therefore, we are disclaiming our opinion on the financial statements.

Matters on which we report by exception

Notwithstanding our disclaimer of opinion on the financial statements we have nothing to report in respect of whether the annual governance statement is misleading or inconsistent with other information forthcoming from the audit, performed subject to the pervasive limitation described above, or our knowledge of the Authority/Council.

We report to you if:

- we issue a report in the public interest under section 24 of the Local Audit and Accountability Act 2014 (as amended)
- we make written recommendations to the audited body under Section 24 of the Local Audit and Accountability Act 2014 (as amended)

- we make an application to the court for a declaration that an item of account is contrary to law under Section 28 of the Local Audit and Accountability Act 2014 (as amended)
- we issue an advisory notice under Section 29 of the Local Audit and Accountability Act 2014 (as amended)
- we make an application for judicial review under Section 31 of the Local Audit and Accountability Act 2014 (as amended)

We have nothing to report in these respects.

In respect of the following, we have matters to report by exception:

- We report to you, if we are not satisfied that the Police and Crime Commissioner and Group has made proper arrangements for securing economy, efficiency, and effectiveness in the use of resources for the year ended 31 March 2023.

On the basis of our work, having regard to the Code of Audit Practice 2024 and the guidance issued by the Comptroller and Auditor General in November 2024, we have identified the following significant weakness in the Police and Crime Commissioner and Group's arrangements for the year ended 31 March 2023.

Significant weakness in arrangements

During 2022/23, the Police and Crime Commissioner identified one incident of breaches in data protection. These breaches were related to the handling of personal data in responses to Freedom of Information (FOI) requests that were provided during 2021 and 2022. The Police and Crime Commissioner reported the incidents to Information Commissioner's Office (ICO) in January 2023.

Following the incidents, management instigated procedures to identify and notify all data subjects and undertook immediate actions and changes to the controls and procedures in handling FOI requests. In September 2023, the Police and Crime Commissioner conducted an internal investigation to establish circumstances leading to the data breaches and to identify any learning as well as making recommendations to prevent further breaches. The internal investigation established that weaknesses in internal controls and inadequacies in the data protection procedures contributed to the data breaches.

In forming our assessment, we have considered and reviewed:

- The internal investigation report and the immediate mitigation report issued by the Police and Crime Commissioner
- Correspondence between the Police and Crime Commissioner and ICO; and
- Management's assessment of the financial reporting implications of the data breaches.

Inadequate controls over FOI requests and data protection exposes the Police and Crime Commissioner to breaches of legislation, as well as potentially significant losses and reputational damage.

The Police and Crime Commissioner has taken action to remedy the situation and has disclosed a contingent liability in its 2022/23 financial statements in relation to the potential fine.

Noting that the implementation of these measures is currently in progress, we recommend the Police and Crime Commissioner:

- Implement the recommendations from the internal investigation report to address the weaknesses in internal controls and inadequacies in the data protection procedures as a priority.
- Put arrangements in place to ensure that any suspected non-compliance of regulations from any department are reported to internal and external audit as soon as they are identified.
- Address any suspected non-compliance with regulations in a timely manner by reporting any such concerns to a suitable Committee of the Police and Crime Commissioner, ensuring action plans to address any non-compliance are progressed in a timely manner.

This issue is evidence of weaknesses in proper arrangements for governance, including how the body ensures it makes informed decisions and properly manages its risk, particularly:

- how the body monitors and assesses risk and how the body gains assurance over the effective operation of internal controls, including arrangements to prevent and detect fraud; and
- how the body monitors and ensures appropriate standards, such as meeting legislative/regulatory requirements.

Responsibility of the Chief Financial Officer

As explained more fully in the Statement of the Responsibilities for the Statement of Accounts set out on page 1, the Chief Financial Officer is responsible for the preparation of the Statement of Accounts, which includes the financial statements, in accordance with proper practices as set out in the CIPFA/LASAAC Code of Practice on Local Authority Accounting in the United Kingdom 2022/23 as amended by the Update to the Code and Specifications for Future Codes for Infrastructure Assets (November 2022), and for being satisfied that they give a true and fair view and for such internal control as the Chief Financial Officer determines is necessary to enable the preparation of financial statements that are free from material misstatement, whether due to fraud or error.

In preparing the financial statements, the Chief Financial Officer is responsible for assessing the Police and Crime Commissioner and Group's ability to continue as a going concern, disclosing, as applicable, matters related to going concern and using the going concern basis of accounting unless the Police and Crime Commissioner and Group either intends to cease operations, or has no realistic alternative but to do so.

The Police and Crime Commissioner and Group is responsible for putting in place proper arrangements to secure economy, efficiency and effectiveness in its use of resources, to ensure proper stewardship and governance, and to review regularly the adequacy and effectiveness of these arrangements.

Auditor's responsibilities for the audit of the financial statements

Our responsibility is to conduct an audit of the Police and Crime Commissioner and Group's financial statements in accordance with International Standards on Auditing (UK) and to issue an auditor's report.

However, because of the matter described in the basis for disclaimer of opinion section of our report, we were not able to obtain sufficient appropriate audit evidence to provide a basis for an audit opinion on these financial statements.

We are independent of the Police and Crime Commissioner and Group in accordance with the ethical requirements that are relevant to our audit of the financial statements in the UK, including the FRC's Ethical Standard and the Code of Audit Practice 2024 and we have fulfilled our other ethical responsibilities in accordance with these requirements.

Scope of the review of arrangements for securing economy, efficiency and effectiveness in the use of resources

We have undertaken our review in accordance with the Code of Audit Practice 2024, having regard to the guidance on the specified reporting criteria issued by the Comptroller and Auditor General in November 2024, as to whether the Police and Crime Commissioner of Norfolk and Group had proper arrangements for financial sustainability, governance and improving economy, efficiency and effectiveness. The Comptroller and Auditor General determined these criteria as those necessary for us to consider under the Code of Audit Practice in satisfying ourselves whether the Police and Crime Commissioner of Norfolk and Group put in place proper arrangements for securing economy, efficiency and effectiveness in its use of resources for the year ended 31 March 2023.

We planned our work in accordance with the Code of Audit Practice. Based on our risk assessment, we undertook such work as we considered necessary to form a view on whether, in all significant respects, the Police and Crime Commissioner of Norfolk and Group had put in place proper arrangements to secure economy, efficiency and effectiveness in its use of resources.

We are required under Section 20(1)(c) of the Local Audit and Accountability Act 2014 (as amended) to satisfy ourselves that the Authority has made proper arrangements for securing economy, efficiency and effectiveness in its use of resources.

We are not required to consider, nor have we considered, whether all aspects of the Authority's arrangements for securing economy, efficiency and effectiveness in its use of resources are operating effectively.

Certificate

We certify that we have completed the audit of the accounts of the Police and Crime Commissioner of Norfolk and Group in accordance with the requirements of the Local Audit and Accountability Act 2014 (as amended) and the Code of Audit Practice issued by the National Audit Office.

Use of our report

This report is made solely to the members of the Police and Crime Commissioner of Norfolk and Group, as a body, in accordance with Part 5 of the Local Audit and Accountability Act 2014 (as amended) and for no other purpose, as set out in paragraph 43 of the Statement of Responsibilities of Auditors and Audited Bodies published by Public Sector Audit Appointments Limited. To the fullest extent permitted by law, we do not accept or assume responsibility to anyone other than the Police and Crime Commissioner of Norfolk and Group and the Police and Crime Commissioner of Norfolk and Group's members as a body, for our audit work, for this report, or for the opinions we have formed.

Debbie Hanson
Ernst + Young LLP

Debbie Hanson (Key Audit Partner)
Ernst & Young LLP (Local Auditor)
Cambridge
11 December 2024

The following footnote does not form part of our Auditor's Report.

Additional information related to the disclaimer of opinion is set out in our Completion Report for Those Charged with Governance dated 25 November 2024, available on the Authority's website, which includes further explanations about the implementation of the statutory instrument which led to the disclaimer of our opinion on the financial statements.

Statement of Responsibilities for the Statement of Accounts

The Police and Crime Commissioner for Norfolk (PCC for Norfolk) Responsibilities

The PCC for Norfolk must:

- Arrange for the proper administration of the PCC for Norfolk's financial affairs and ensure that one of its officers has the responsibility for the administration of those affairs. That officer is the Chief Finance Officer (CFO PCC);
- Manage its affairs to ensure economic, efficient and effective use of resources and safeguard its assets;
- Approve the Statement of Accounts;
- Ensure that there is an adequate Annual Governance Statement.

Approval of Statement of Accounts

I approve the following Statement of Accounts:



Sarah Taylor

Police and Crime Commissioner for Norfolk

11 December 2024

The Chief Finance Officer (CFO) of the PCC for Norfolk Responsibilities

The PCC's CFO is responsible for preparing the Statement of Accounts for the PCC for Norfolk in accordance with proper practices as set out in the CIPFA/LASAAC Code of Practice on Local Authority Accounting in the United Kingdom based on International Financial Reporting Standards ("the Code").

In preparing this statement of accounts, the PCC's CFO has:

- Selected suitable accounting policies and then applied them consistently;
- Made judgements and estimates that were reasonable and prudent;
- Complied with the Code and its application to local authority accounting.

The PCC's CFO has also:

- Kept proper accounting records which were up to date;
- Taken reasonable steps for the prevention and detection of fraud and other irregularities.

Certified by Chief Finance Officer of the PCC for Norfolk

I certify that this statement of accounts has been prepared in accordance with proper accounting practice and presents a true and fair view of the financial position of the PCC for Norfolk at 31 March 2023, and its income and expenditure for the year to that date.



Simon George ACMA, CPFA, BA(Hons), MSc

Chief Finance Officer

11 December 2024

NARRATIVE REPORT

Message from the former Police and Crime Commissioner, Giles Orpen-Smellie

The financial position for policing remains challenging. While the increased level of funding in the settlement for 2023/24 is welcome, there is still uncertainty surrounding the announcement of indicative multi-year funding allocations with the annual settlement in December 2023. With still high levels of inflationary increases and the war in Ukraine, there is pressure on budgets even before rising demand pressures impact on funds.

The last few years saw some significant events that placed a particular spotlight on police responses to rape, serious sexual assault, domestic abuse and violence against women and girls. The government is clear, and the people of Norfolk are clear that action must be taken to make our homes and our streets safe for women and girls. Therefore, funding for both the OPCCN and Constabulary is focused in this area in the coming year, alongside funding for the Serious Violence Duty.

It should be noted again that 81% of the gross budget is spent on people (police officers and police staff), and the opportunities for making budget savings that do not affect jobs are limited. The results of the pay review body's deliberations for Police and the outcome of pay discussions for police staff are awaited to assess what impact if any this will have on the Medium-Term Financial Plan (MTFP).

Therefore, whilst a review of the funding formula is welcome, overall funding needs to meet the demands for policing today and in the future or there will need to be a rationalisation of core activities to react to any reduction or flat cash settlement. Any funding formula proposals will need to be assessed closely for any impact on Norfolk's ability to resource up to meet demand.

The Chief Constable worked hard to deliver the strategic aims of the current Police and Crime Plan. These included an increase in visible policing and good stewardship of taxpayers' money. These accounts are part of the evidence of good stewardship.

The Statement of Accounts has been prepared in accordance with the requirements of the Chartered Institute of Public Finance and Accountancy (CIPFA). The Accounts provide information to all stakeholders and interested parties, enabling them to:

- Understand the overarching financial position of the Police and Crime

Commissioner and Constabulary (the PCC Group) for the year ended 31 March 2023;

- Have confidence that the public money entrusted to the Police and Crime Commissioner (PCC) has been used efficiently and effectively and accounted for in an appropriate manner.
- Be assured that the financial position of the PCC Group is secure.

The format and context of the accounts complies with the requirements of the Code which includes relevant International Financial Reporting Standards (IFRS).

The Chief Finance Officer's section of the Narrative Report explains, on Page 9, how the financial outturn report links to the figures in the Comprehensive Income and Expenditure Statement. This outturn report sets out the financial position of the PCC Group in a much simpler way by comparing actual spending in the year with the budget (i.e. the grant funding from central government plus council tax income). The outturn report can be found on the PCC website: www.norfolk-pcc.gov.uk

It is important to note that these accounts can only be produced if there is a well-defined governance framework, a robust control environment with tested financial systems and timely and accurate processes.

The resulting transactions and accounting entries are then audited by an independent external auditor (Ernst & Young LLP), and in this way members of the public can take assurance that there has been proper use of public money and value for money.

There are also some important notes, including notes on the levels of usable reserves, potential contingent liabilities, provisions, employees' remuneration and council tax.

These accounts have had to be prepared to a deadline and this would not have been possible without the hard work and dedication of the finance team and other staff across the Constabulary and Office of the Police and Crime Commissioner – I express my gratitude to them all.

Sarah Taylor

Police and Crime Commissioner for Norfolk

Narrative Report by the Chief Finance Officer, Simon George

Introduction

This Narrative Report provides information about the Office of the Police and Crime Commissioner for Norfolk and the PCC Group, including the key issues affecting the Group and its accounts. It also provides a summary of the financial position at 31 March 2023 and is structured as below:

1. The policing context for Norfolk
2. Impact of the governance arrangements on the Financial Statements of the PCC and Chief Constable
3. Explanation of Financial Statements
4. The 2022/23 revenue and capital budget process
5. Financial performance
6. Non-financial performance
7. Funding Settlement 2023/24 and beyond

1. The policing context for Norfolk

Information about the Office of the Police and Crime Commissioner for Norfolk

Under the Police Reform and Social Responsibility Act 2011 (the Act) the Police and Crime Commissioner for Norfolk (PCC) and the Chief Constable (CC) for Norfolk Constabulary were established as separate legal entities. Corporate governance arrangements for the PCC and Chief Constable have been reviewed and a commentary on their effectiveness is set out in the joint Annual Governance Statement for the PCC and Chief Constable which is published alongside these Statements of Accounts.

The responsibilities of the PCC, determined by the Act, include:

- Setting objectives for tackling crime and disorder in Norfolk through a Police and Crime Plan
- Ensuring Norfolk has an efficient and effective police force and holding the Chief Constable to account for running the force

- Setting Norfolk's policing priorities
- Setting the budget for policing the county and the level of the precept (council tax)
- Bringing together Norfolk's community safety and criminal justice partners to make sure local priorities are joined up
- Commissioning services which contribute to the objectives within the Police and Crime Plan, and
- Providing support services for victims and witnesses of crime.

For accounting purposes, the PCC for Norfolk is the parent entity of the Chief Constable of Norfolk and together they form the PCC for Norfolk Group.

The Revenue Budget and Capital Programme for 2022/23 were approved in February 2022.

The PCC is accountable to the Norfolk Police and Crime Panel which scrutinises the actions and decisions of the PCC. Formal public meetings between the PCC and the Chief Constable are held every quarter. An independent Audit Committee has also been established in accordance with recommendations from the Home Office and CIPFA.

The County of Norfolk

Norfolk is the sixth largest county in England with a land area of 2,074 square miles with approximately 100 miles of coastline. 93% of Norfolk's land area is classed as rural and is reflected by the Police and Crime Plan priority to tackle crime within rural communities. Although such a large proportion of land is rural, 51% of the population lives in an urban area (mid-2019 estimates). The four main urban areas are Norwich, Great Yarmouth, King's Lynn and Thetford.

The population of Norfolk in 2023 is estimated as 936,102 (source: Norfolk Observatory) and Norfolk has an older age profile than England as a whole. Approximately 25% of the population in Norfolk are aged 65 and older compared with 19% in England (2023 estimate) and by 2043 it is expected that those aged over 65 will account for almost one third (30%).

Norfolk is a popular tourist destination, and prior to the pandemic had experienced record high visitor rates. In 2021, the county received 2.3m overnight visitors and 29.6m day trips were made, increasing from 2020 which had 1.4m overnight trips and 21.7m day trips. Norfolk's visitor economy in 2021 (total tourism value) was calculated at £2.3bn, an increase from £1.5bn in 2020, and the number of jobs in the county's tourism trade had increased to over 50,700 (from 43,400 in 2020)¹.

Norfolk Constabulary supports hundreds of events throughout the year, including Norwich City football matches, Norwich Pride, the Sundown music festival and numerous local carnivals and occasions.

There are areas of high flood risk within the county, namely Great Yarmouth, the Norfolk Broads, the outskirts of Norwich (River Yare) and the coastal areas of North Norfolk and King's Lynn. A further large area of West Norfolk is at medium to low risk of flooding. Coastal erosion presents a risk in some areas and has already caused property losses. The road network in Norfolk comprises A and B roads with no motorways and is again reflected as a priority focus (to improve road safety) of the Police and Crime Plan. These factors pose challenges, again impacting on the policing of the county.

Collaboration and partnership working

The Police Reform and Social Responsibility Act 2011 places duties on chief officers and policing bodies to keep collaboration activities under review and to collaborate where it is in the interests of the efficiency and effectiveness of their own and other police force areas.

Norfolk Constabulary's preferred partner for collaboration is Suffolk Constabulary. A joint strategy exists which outlines the collaborative vision for Norfolk and Suffolk, and provides a strategic framework within which collaborative opportunities are progressed.

The two police forces have been collaborating for over a decade, with the programme of collaborative work delivering an extensive number of joint units and departments that encompasses most functions except local policing and

¹ [Economic-Impact-of-Tourism-Norfolk-Report-2021.pdf](#)
([visiteastofengland.com](#))

includes areas such as major investigation, protective services, custody, and back office support functions. The partnership has also yielded significant savings for both forces and received praise from Her Majesty's Inspectorate of Constabulary and Fire & Rescue Services (HMICFRS).

Areas of collaboration outside of Norfolk/Suffolk include the Eastern Region Special Operations Unit (ERSOU), a specialist unit with a remit for tackling serious and organised crime in the Eastern Region. ERSOU comprises resources from the following police forces: Norfolk, Suffolk, Essex, Cambridgeshire, Bedfordshire, Hertfordshire and Kent.

In January 2020 a 7Force Commercial Services team was implemented and is now overseeing all procurement activity across the seven forces, making sure all opportunities for savings and efficiencies are exploited. There is also the Eastern Region Innovation Network (ERIN) that continues to review areas for wider convergence and collaboration as well as completing some significant multi-force projects.

Norfolk is also part of a well-established 10 force consortium for insurance known as the Southeast and Eastern Regional Police Insurance Consortium (SEERPIC).

The Policing and Crime Act 2017 received Royal Assent on 31 January 2017. The Act includes a duty, in England, for emergency services to collaborate. It also gives enabling powers for PCCs in England to take responsibility for the governance of their local fire and rescue services.

Norfolk Constabulary and Norfolk Fire and Rescue Service continue to strengthen their working relationship with individual governance currently.

A Home Office PCC review was announced to take the form of two phases. The PCC and OPCC are preparing for the potential legislation that may give greater responsibility to the PCC.

The Norfolk Office of the PCC and Norfolk Constabulary is committed to working in partnership with public, private and third sector agencies to tackle issues of crime and disorder. This is demonstrated through roles in critical partnership initiatives such as the Community Safety Partnership, Norfolk 180 and Early Help Hubs. Norfolk Constabulary is committed to finding long term sustainable solutions to problems of crime and disorder, working together with partners and

the communities in an evidence-based problem-solving way and supporting innovation at a local level.

PCC Grants and Commissioning

The PCC has responsibility to commission services on behalf of the Ministry of Justice specifically for victims of crime within the county, which includes specialist services for victims of domestic abuse and sexual violence.

In addition to the Ministry of Justice responsibility the Commissioning Directorate also has responsibility for the Community Safety Partnership under the chairmanship of the OPCCN Chief Executive.

The Norfolk Integrated Domestic Abuse Service (NIDAS) was launched in 2022 to ensure provision of domestic abuse services across Norfolk. Funding for this service is through the OPCCN with local authority partners contributing.

Commissioning intentions are listed within the Police and Crime Plan and the Community Safety Plan. These highlight the PCC's intent to invest more into preventative strategies and intentions with a view to reducing offending and victimisation, reducing demand on police and the criminal justice system and protecting the people of Norfolk.

In 2022/23, the OPCCN had a total commissioning budget of £3.647m, comprising:

- OPCCN commissioning budget of £1.533m
- Ministry of Justice funding stream of £1.533m, specifically for the commissioning of support services for victims of crime
- Other Commissioning funding of £0.581m.

2. Impact of the Governance Arrangements on the Financial Statements of the PCC and Chief Constable

The International Accounting Standards Board framework states that assets, liabilities and reserves should be recognised when it is probable that any 'future' economic benefits associated with the item(s) will flow to, or from, the entity. The PCC has responsibility for the finances of the whole Group and controls the assets, liabilities and reserves. With the exception of the liabilities for

employment and post-employment benefits, referred to later, this suggests that these balances should be shown on the PCC's Balance Sheet.

The Scheme of Governance and Consent sets out the roles and responsibilities of the PCC and the Chief Constable, and also includes the Financial Regulations and Contract Standing Orders. As per these governance documents, all contracts and bank accounts are in the name of the PCC. No consent has been granted to the Chief Constable to open bank accounts or hold cash or associated working capital assets or liabilities. This means that all cash, assets and liabilities in relation to working capital are the responsibility of the PCC, with all the control and risk also residing with the PCC. To this end, all working capital is shown in the accounts of the PCC and the Group.

The PCC receives all income and makes all payments from the Police Fund for the Group and has responsibility for entering into contracts and establishing the contractual framework under which the Chief Constable's staff operates. The PCC has not set up a separate bank account for the Chief Constable, which reflects the fact that all income is paid to the PCC. The PCC has not made arrangements for the carry forward of balances or for the Chief Constable to hold cash backed reserves.

Therefore, the Chief Constable fulfils his statutory responsibilities for delivering an efficient and effective police force within an annual budget, which is set by the PCC. The Chief Constable ultimately has a statutory responsibility for maintaining the King's peace and to do this has direction and control over the force's police officers and police staff. It is recognised that in exercising day-to-day direction and control the Chief Constable will undertake activities, incur expenditure and generate income to allow the police force to operate effectively. It is appropriate that a distinction is made between the financial impact of this day-to-day direction and control of the force and the overarching strategic control exercised by the PCC.

Therefore, the expenditure and income associated with day-to-day direction and control and the PCC's funding to support the Chief Constable is shown in the Chief Constable's Accounts, with the main sources of funding (i.e. central government grants and council tax) and the vast majority of balances being shown in the PCC's Accounts.

Notably it has been decided to recognise transactions in the Chief Constable's Comprehensive Income and Expenditure Statement (CIES) in respect of operational policing, police officer and staff costs, and associated operational

income, whilst liabilities for employment and post-employment benefits have been transferred to the Chief Constable's Balance Sheet in accordance with International Accounting Standard 19 (IAS19).

The rationale behind transferring the liability for employment benefits is that IAS19 states that the employment liabilities should follow employment costs. Because employment costs are shown in the Chief Constable's CIES, on the grounds that the Chief Constable is exercising day-to-day direction and control over police officers and employs police staff, it follows that the employment liabilities are therefore shown in the Chief Constable's Balance Sheet.

3. Explanation of financial statements

The 2022/23 statement of accounts for the Police and Crime Commissioner for Norfolk and the PCC Group are set out on the following pages. The purpose of individual primary statements is explained below:

- **The Comprehensive Income and Expenditure Statement (CIES)** shows the accounting cost in the year of providing services in accordance with generally accepted accounting practices, rather than the amount to be funded from taxation. The PCC raised taxation to cover expenditure in accordance with regulations; this may be different from the accounting cost. Adjustments made between the accounting and funding bases are shown in the Movement in Reserves Statement.
- **The Balance Sheet** shows the value as at the Balance Sheet date of the assets and liabilities recognised by the Group. The net liabilities of the Group (assets less liabilities) are matched by reserves, these include usable and unusable reserves. Usable reserves are those reserves that the Group may use to provide services, subject to the need to maintain a prudent level of reserves and any statutory limitations on their use (for example the Capital Receipts Reserve may only be used to fund capital expenditure or repay debt). Unusable reserves include reserves that hold unrealised gains and losses (for example the Revaluation Reserve), where amounts would only become available to provide services if the assets were sold; and reserves that hold timing differences shown in the Movement in Reserves Statement line 'Adjustments between accounting basis and funding basis under regulations'.

- **The Movement in Reserves Statement (MiRS)** shows the movement in the year on the different reserves held by the Group, analysed into 'usable reserves' (i.e. those that can be applied to fund expenditure or reduce local taxation) and unusable reserves. The Surplus or (Deficit) on the Provision of Services line shows the true economic cost of providing the Group's services, more details of which are shown in the Comprehensive Income and Expenditure Statement. These differ from the statutory amounts required to be charged to the General Fund Balance for council tax setting purposes. The Net Increase / Decrease before Transfers to Earmarked Reserves line shows the statutory General Fund Balance before any discretionary transfers to or from earmarked reserves undertaken by the Group.
- **The Cash Flow Statement** shows the changes in cash and cash equivalents of the Group during the reporting period. The statement shows how the Group generates and uses cash and cash equivalents by classifying cash flows as operating, investing and financing activities. The amount of net cash flows arising from operating activities is the key indicator of the extent to which the operations of the Group are funded by way of taxation and grant income or from the recipients of services provided by the Group. Investing activities represent the extent to which cash outflows have been made for resources which are intended to contribute to the Group's future service delivery. Cash flows arising from financing activities are useful in predicting claims on future cash flows by providers of capital (i.e. borrowing) to the Group.

Please note that occasionally minor differences occur between the primary statements and the notes to the accounts, this is due to unavoidable rounding discrepancies. The notes to the accounts are headed "Group" and "PCC" as appropriate. If only one table is included within a note, this relates to both the Group and the PCC.

4. The 2022/23 Revenue and Capital Budget Process

A joint financial planning process took place between June 2021 and January 2022 in accordance with an agreed timetable. An enhanced Service and Financial Planning process took place using Outcome Based Budgeting (OBB) principles.

OBB is a method for aligning budgets to demand, performance, outcomes and priorities. This process is informed by the Force Management Statement that reviews the services provided by the Constabulary, estimates future demand, and assesses the readiness of each function to meet that demand and deliver on required outcomes and performance levels. This information is then lined up against the priorities and demands of the PCC. This allows projects to be developed to target areas that can be made more efficient, and those areas requiring more investment.

These outcomes were then reviewed by a Joint Chief Officer Panel against the OBB principles and recommendations were developed for appropriate investment, efficiencies and savings.

These recommendations were then presented to the Joint Chief Officer Team, and further refined after these sessions. Finally, the outcomes of the process were presented to the PCC for review and challenge. The process concluded with agreement on Norfolk only budgets, the agreement of joint budgets, costs and savings arising from the process to be included in spending plans.

In accordance with the requirements of Section 96 (1) (b) of the Police Act 1996, as amended by section 14 of the Police Reform and Social Responsibility Act 2011, the PCC has an obligation to consult with business rate payers and there is also a general responsibility to consult with the public.

The PCC launched the consultation for the 2022/23 police budget which ran for 5 weeks. The consultation included an online and hard copy survey and an intensive programme of media, communications and engagement activity.

The results were collated towards the end of January 2022 and presented by the PCC to the Police and Crime Panel at its meeting on 1 February 2022.

These spending plans were then incorporated into the Medium-Term Financial Plan of the PCC that covered the period 2022/23 to 2025/26 and was signed off in February 2022.

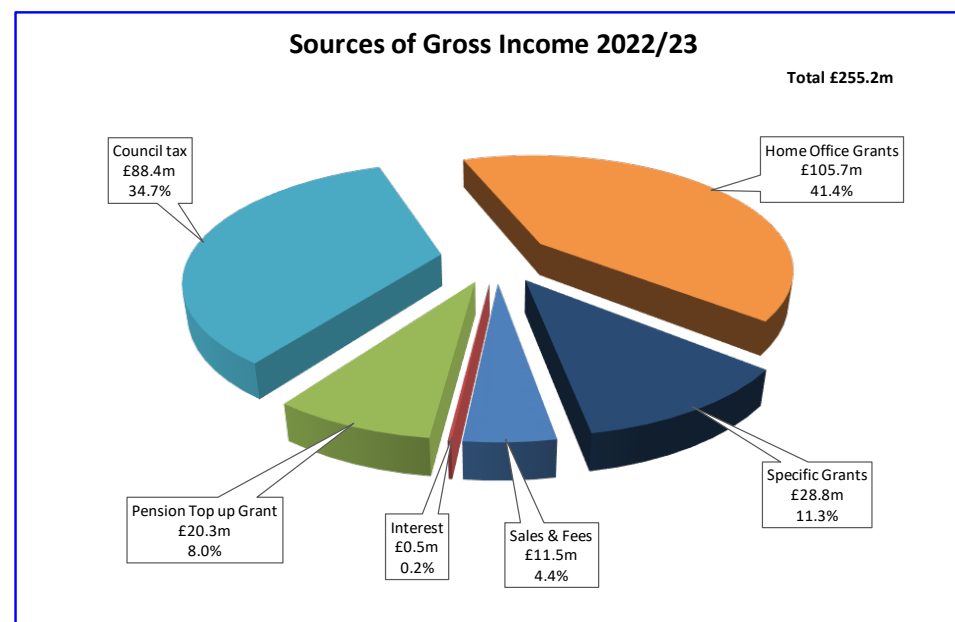
The Medium-Term Financial Plans for the PCC are available at www.norfolk-pcc.gov.uk

5. Financial Performance

Sources of Funding

The majority of police funding comes from the Government (Home Office and Ministry of Justice) in the form of general and specific grants. The remainder comes from council tax and fees and charges. The financing burden on local council taxpayers, as a percentage of funding, has steadily increased as Government grants have reduced.

The chart below shows the sources of revenue funding in 2022/23:



Revenue Budget

In February 2022, the PCC approved a net revenue budget for 2022/23 of £193.718m. The revenue budget was enhanced by the PCC's decision to increase the policing element of council tax for a Band D property by £10. This stood at £288.00 for 2022/23 (£278.01 2021/22).

Savings Plans

The Chief Constable has run a well-established and effective change programme over recent years. The programme is required to deal with the impact of funding settlements, spending challenges from inflation, increasing demand, the changing nature of crime, increasing legislative and regulatory cost pressures and ongoing investment in modernising the Constabulary through improved digital infrastructure and technology.

Savings plans of £2.3m were identified for 2022/23, and those savings have been achieved. The PCC and Chief Constable are jointly committed to providing the best possible policing service across Norfolk whilst at the same time increasing efficiency and reducing costs.

There is more information about the impact of the Home Office settlement for 2023/24 and what this means for the Constabulary over the medium-term in the Looking Forward section below.

Revenue Expenditure Compared to Budget

	Budget £000	Final outturn £000	Variance £000
Constabulary	205,605	206,056	(451)
Office of the PCC	1,237	1,250	(13)
PCC commissioning	1,533	1,310	223
OPCC - grants	(14,657)	(14,657)	-
Net total contributions to / (from) earmarked reserves	-	(241)	241
Total Net Expenditure	193,718	193,718	-
Funded by:			
Grants income	105,602	105,602	-
Precept income (before collection fund balance adjustment)	88,116	88,116	-
Transfer from / (to) General Reserves	-	-	-

For budgeting purposes, the Revenue Budget is compiled and controlled as set out in the adjacent table.

2021/22 £000		2022/23 £000
182,993	Total Net Expenditure per Outturn Report	193,718
(4,742)	Revenue funding of capital	(3,310)
(2,236)	Minimum Revenue Provision (MRP)	(2,614)
8,567	Depreciation, amortisation and impairments	17,691
69,670	IAS 19 pension service costs (accounting basis)	60,898
(30,986)	Pension contributions (funding basis)	(32,724)
(16)	Movement on compensated absences accrual	(117)
(1,371)	Transfers from / (to) reserves	756
	(Gains) / losses from derecognition of financial assets	
(2)	carried at amortised cost	-
45	Interest received	454
(6,723)	Interest payable	(6,926)
215,200	Net Cost of Police Services	227,827

The Total Net Expenditure in the Revenue Budget table is different to the Net Cost of Services reported in the CIES (shown on page 15) which is prescribed by the Code. The difference primarily relates to accounting adjustments required by the Code. The reconciliation between the two amounts is shown in the adjacent table.

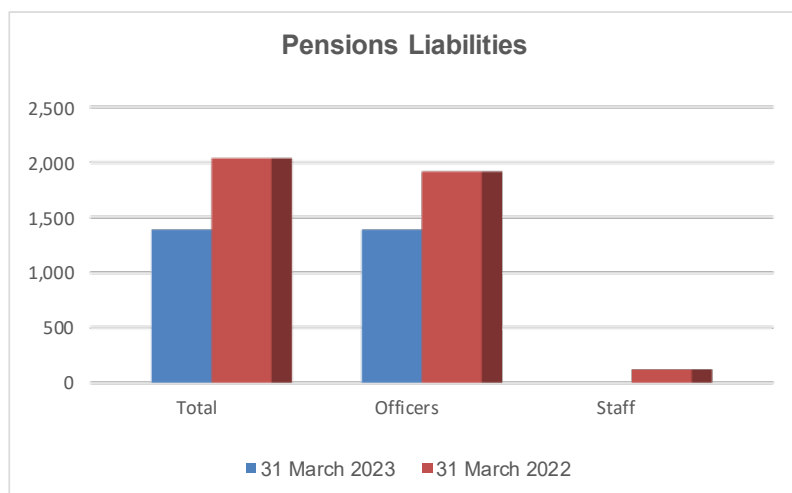
Capital Budget

The Capital Programme for 2022/23, including slippage from 2021/22 and in-year approvals, was £14.729m. Actual expenditure against this total was £11.587m. The under-spend of £3.142m was primarily due to re-profiling of major estates schemes, vehicle replacements delayed as a consequence of issues in the supply chain and ICT schemes that are slipping into next financial year. Actual expenditure includes an amount of £0.395m relating to incidental and de-minimis expenditure, which is not capitalised in the financial statements but charged directly to the CIES. The Capital Programme was financed by government grants and contributions (£0.201m), revenue contributions (£3.310m), internal borrowing (£7.410m) and capital receipts (£0.270m).

Long Term Liabilities

Pension Liabilities

There are three separate pension schemes for police officers and one scheme for police staff. Although benefits from these schemes will not be payable until an officer or staff member retires, the PCC has a future commitment to make these payments and under International Accounting Standard 19 (IAS19), the PCC is required to account for this future commitment based on the full cost at the time of retirement. The future net pension liabilities of the PCC as calculated by an independent actuary are set out in the following chart:



These liabilities result in the Balance Sheet showing net overall liabilities of £1,360m at 31 March 2023, however, the financial position of the PCC remains sound as these liabilities will be spread over many years.

The value of the LGPS pension fund assets is calculated by the actuary as part of the formal triennial valuation process, and rolled forward to the balance sheet date, allowing for any movements in the year. These movements include investment returns, which may be estimated where necessary.

Public Finance Initiative (PFI) Liabilities

The PCC is committed to making payments under a contract with a consortium for the use of Jubilee House, Operations and Communications Centre at Wymondham (OCC) until 2037. The actual level of payments is dependent on the availability of the site and the provision and delivery of services within. The contract, which is for a period of 35 years starting from 2001, has an option to purchase the property at open market value, or to negotiate with the PFI provider to extend the contract for up to a further 2 periods of 15 years, or of terminating the contract. At the year-end the PFI liability associated with the OCC amounted to £22.7m.

Six Police Investigation Centres (PICs) were opened during 2011. The contract is under a PFI arrangement for which Suffolk and Norfolk PCCs are committed to making payments under a 30-year contract with a consortium for their use. The actual level of payments is dependent on the availability of the site and provision and delivery of services within. At the end of this term the properties revert to the two PCCs. Norfolk and Suffolk have agreed to share the costs of these services on an agreed percentage in accordance with the total number of cells within the 6 properties located in the two Counties - this being Norfolk 58.2% and Suffolk 41.8%. There is also an arrangement with the Cambridgeshire PCC by which one third of the running costs of the Kings Lynn PIC are recharged to Cambridgeshire for their use of the cells. At the year-end Norfolk PCC's share of the PIC PFI liability amounted to £30.8m.

Reserves

As at 31 March 2023, the PCC has usable reserves of £22.049m which are available to support revenue and capital spending. These include a general reserve made up of earmarked balances of £16.862m (against which there are significant commitments), a general balance of £4.840m and unapplied capital

grants of £0.347m. These reserves are not fully supported by cash balances, primarily due to capital expenditure in some prior years being financed from cash.

Treasury Management

The PCC has agreed a Treasury Management Strategy which complies with CIPFA guidance. During 2022/23, the PCC continued to borrow and/or invest available cash balances in accordance with cash flow forecasts, ensuring that prescribed policies with regard to security and liquidity were observed. The average level of investments for 2022/23 (including instant access balances) was £22.4m and the interest received against the budget of £0.151m was £0.454m. The overall return of 2.03% was 0.23% lower than the SONIA average of 2.26%.

Annual Governance Statement

The Accounts and Audit Regulations 2015 require the Annual Governance Statement (AGS) to accompany the Statements of Accounts. The AGS can be found on the PCC's website at www.norfolk-pcc.gov.uk

6. Non-Financial Performance

As has been the case in most police forces in England and Wales, crime reported to and recorded by Norfolk Constabulary has been affected by the Covid-19 pandemic and the resulting measures that were put in place across 2020 and 2021. In the 12 months to the end of March 2023 there were 67,154 recorded crimes, an increase of 1.0% compared to the long-term average (66,469). In spite of this overall increase, there have been some variances in volumes across different crime types. Increases have been recorded in serious sexual offences and violence with injury, whereas decreases have been recorded in domestic abuse, child sexual abuse, hate crime and online crime. Considerable efforts continue to be made by officers and staff to encourage reporting from victims of 'hidden' crimes, and those from parts of the community which have not normally reported crime frequently. In addition, investments made by the Constabulary to ensure crime is recorded as accurately as possible continue to support our understanding of demand.

The Constabulary continues to prioritise services to vulnerable and at-risk victims, target perpetrators who cause the highest harm, continue robust

operational responses to the threat of 'county lines' organised crime groups, tackle modern slavery, and target sexual crimes against adults and children. Collaborations with Suffolk Constabulary, the regional special operations unit (ERSOU), ERIN and other Norfolk agencies and voluntary organisations, and investments in modern technologies such as automated number plate recognition, Rapid Video Response, mobile computing devices and body worn video cameras are critical parts of these responses.

The Constabulary also continues to prioritise community issues through investment in Beat Managers and Community Engagement Officers. Of note this year, the Horizons change team has rolled out the new Community Support Units. These are four units across the county where student officers will be allocated after their tutorship phase to embed and hone their skills. Previously, after tutorship completion, officers would become an independent SNT Patrol officer. This will be a significant uplift of officers (varying between 30-50 at any one time) who are contributing additional visibility, attendance, and investigation of crime whilst under close supportive leadership in the early part of their policing career. The national uplift programme enabled funding of this significant rise in officers on the frontline. The Horizons change team continues to develop evidence-based initiatives to reduce demand and improve efficiency enabling officers to spend more time engaging with communities and responding to local needs. As a result, public confidence in the Constabulary remains high and anti-social behaviour has fallen. In particular, the funding from the council tax rise enabled the bolstering of problem solving expertise within Community Safety, to assist neighbourhood policing in tackling community issues.

The Police and Crime Plan of the former PCC has been extended to cover the financial year 2022/23 while the current PCC consulted on his new Police, Crime and Community Safety Plan (2022-2024). Therefore, for the reporting year the PCC's priorities for tackling crime in Norfolk remained as

- Increase visible policing
- Support rural communities
- Improve road safety
- Prevent offending
- Support victims and reduce vulnerability
- Deliver a modern and innovative service
- Good stewardship of taxpayers' money.

The following table shows the 'year-end' position for some of the more easily available Police and Crime Plan key performance indicators where prior year data is available. Further details will be published in the PCC's Annual Report in the autumn.

Area	Indicator	2021/22	2022/23
Domestic Abuse	Number of crimes	14,060	13,027
	Solved rate	9%	11%
Serious Sexual Offences	Number of crimes	2,614	2,643
	Solved rate	7%	8%
Child Sexual Abuse	Number of crimes	1,508	1,526
	Solved rate	14%	15%
Hate Crime	Number of crimes	1,426	1,303
	Solved rate	11%	16%
Online Crime	Number of crimes	2,976	2,879
	Solved rate	9%	10%
Neighbourhood Crime	Number of crimes	9,461	9,747
	Solved rate	10%	11%
Violence With Injury	Number of crimes	8,250	8,640
	Solved rate	14%	15%
Call Handling	% 999 calls answered in 10 seconds	89%	85%
Emergency Response	% of emergencies responded to in target time	88%	86%

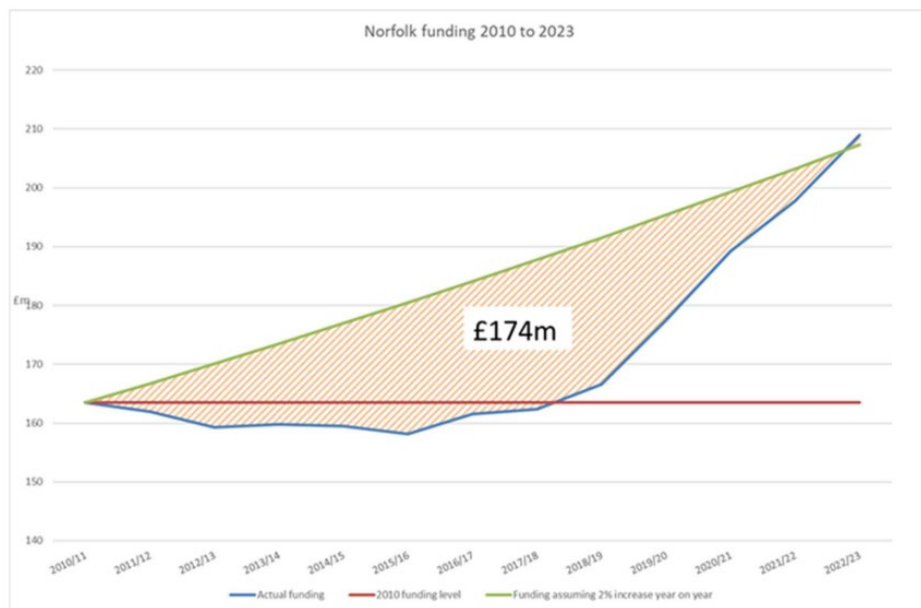
Road Safety	Number of KSI collisions	385	393
-------------	--------------------------	-----	-----

Demands on the Constabulary have changed in nature in recent years. Serious sexual offences, violence with injury, and neighbourhood crime have increased, while crimes such as domestic abuse and child sexual abuse have decreased. In 2020/21, the onset of the Covid-19 pandemic impacted the demand recorded in some vulnerability crime types. Crime categories that have seen a reduction in volume are accompanied by increased solved rates, reflecting changing demand. The Force continues to prioritise the most harmful crime types alongside initiatives that focus on community priorities such as rural crime and responding to emergencies. The Force's performance in call handling and emergency response has declined which is likely to be linked with increasing 999 demand between 2020/21 and 2022/23.

7. Funding Settlement 2023/24 and beyond

Public sector funding has been constrained since 2010 and that has been no different for the police service. In the graph below, the blue line shows the amount of cash received by Norfolk Constabulary from the main Home Office grant, precept from households in Norfolk, plus all specific grants. Cash levels only exceeded those of 2010/11 for the first time in 2018/19. The green line represents the amount of money the force would have received if their grants and precept had risen broadly in line with inflation of 2% each year.

This shows that the force has absorbed c£174m of inflation over that time. When the impact of other statutory and legislative changes that have increased costs to the organization are added (e.g. increases to National Insurance, Pensions and Insurance tax) that amount to around £10m a year, and further add in the changing nature of crime that requires more expensive investigations and more kit and equipment with an annual refresh of around £4m a year it can be seen the pressure on annual budgets has been even more significant.



In the Spending Review 2021 (SR21), inflation was forecast to be 4%, 2.6%, 2.1% and 2% respectively for each year from 2022/23 onwards. In October 2022 the rate of inflation was running at 11.1%, significantly higher than the 4% forecast. As a number of the Constabulary contracts were at fixed rates, and not subject to inflationary increases from the start of the year, coupled with longer lead in times for some high-cost items (e.g. vehicles and ICT kit and equipment), the Constabulary has broadly been able to manage within its overall budget envelope in 2022/23 outturning with a small overspend.

There are significant pressures going into 2023/24, with inflation running at much higher levels than anticipated ahead of the conflict in Ukraine, there has been increased pressure on pay settlements. The outcome of the police officer and police staff pay awards was a 5% increase overall with a gross cost pressure of £5m in 2022/23. Set against inflation of over 11% it is expected that higher than previously planned for pay settlements will arise in 2023/24 and the budget report assumes a 3.0% increase, with a cost pressure of £11.6m (being the full-year impact of the 2022/23 award rolling into 2023/24 as well as the forecast 2023/24 award from 1st September 2023). This is set against an increase in government funding of £1.9m (1.75%).

It should be noted, that within this context, Norfolk Constabulary has once again been judged as **Outstanding** for Good Use of Resources by His Majesty’s Inspectorate of Constabulary and Fire and Rescue Services (HMICFRS). This assesses how efficiently the force uses the finite funds it receives, and how well the force understands the demands placed upon it both now and in the future. In response, every year cashable savings and efficiencies have been identified. The savings help to finance the demand pressures, cover inflation costs and balance the budget. By the 31st March 2023 the Constabulary has made savings of over £42m from their annual budgets.

Globally, economies around the world had suffered as a result of the Covid-19 pandemic, and coupled with the exit from the European Union there has been increased disruption to supply chains and increases in costs. This has been compounded since March 2022 with the conflict in Ukraine that has resulted in surging energy prices and unprecedented increases in inflation. As a consequence, in order to get inflation under control, the Bank of England has increased interest rates to their highest levels since 2008, and this has increased the cost of borrowing and as we enter 2023/24 this volatility looks set to remain for some months to come.

	2022/23	2023/24	Variance	
	£000	£000	£000	%
Police Core Grant	96,298	96,632	334	0.34%
Ringfenced Grant (Uplift)	1,510	3,076	1,566	103.71%
Legacy Council Tax Grants	9,305	9,305	0	0%
Pensions Grant	1,565	1,565	0	0%
Total all Grants	108,678	110,578	1,900	1.75%

Increasing and maintaining police officer numbers to meet government Police Uplift Programme (PUP) targets through to at least 2024/25 means that savings requirements will have to be met from a significantly smaller proportion of our budget that excludes officer pay. The government funding for PUP for 2023/24 must be spent on the costs of recruiting officers, plus the additional costs that support recruitment, training, uniform provision, vehicles and the other back-office functions that make the recruitment and retention of officers possible. Therefore, this does not then help fund the additional pressures outlined previously.

Central funding for PUP means that officer numbers cannot be frozen or cut during this period as £3.076m of funding (shown in the above table) is linked to achieving the Uplift targets.

As part of the police settlement PCCs were given the flexibility to increase the precept by up to £15 per annum (22 pence per week at Band B / 29 pence at Band D) without the need to go to a referendum. Following a period of consultation with the public the PCC took the decision to raise the precept by the maximum allowed. By doing this, the PCC has been able to provide funding to balance the budget and help maintain current levels of service in the face of high levels of inflation.

However, the detailed settlement for forces only outlined detail for 2023/24. This leaves some uncertainty on the financial detail going forward and there will be a general election no later than January 2025.

Given the ongoing global economic issues, and the significant pressure on inflationary costs, the prudent assumptions made in the MTFP are now even more appropriate. The Constabulary has now commenced the process of the new round of strategic financial planning, and will consult with the PCC throughout this process. There are no going concern issues as a result, as funding to police forces will continue, but there may be risks to the levels of service currently offered.

The PCC has published the Reserves Strategy and the Capital Strategy in the new MTFP for 2023/24 to 2026/27 and these can be found at the link below:

[Police budget consultation Report to the Police and Crime Panel](#)

The financial, economic and operational uncertainties and challenges will require the PCC and Constabulary to keep financial planning assumptions under constant review, to ensure that the financial position remains stable into the long-term and that increased efficiency is kept at the heart of these developments. The PCC and Constabulary are well equipped to meet these challenges as reflected in the **Outstanding** rating for Good Use of Resources by His Majesty's Inspectorate of Constabulary and Fire and Rescue Services (HMICFRS).



Simon George ACMA, CPFA, BA(Hons), MSc

Chief Finance Officer

Comprehensive Income and Expenditure Statement for the PCC for Norfolk Group for the year ended 31 March 2023

Gross Expenditure	Income	Net Expenditure		Note	Gross Expenditure	Income	Net Expenditure
2021/22	2021/22	2021/22			2022/23	2022/23	2022/23
£000	£000	£000			£000	£000	£000
			Division of service:				
234,982	(23,842)	211,140	Constabulary		242,237	(28,225)	214,011
12,199	(9,598)	2,602	Office of the PCC		22,043	(9,736)	12,307
3,377	(1,919)	1,458	PCC commissioning		3,817	(2,308)	1,508
250,559	(35,359)	215,200	Net cost of police services		268,096	(40,269)	227,827
			Other operating expenditure:				
-	(20,574)	(20,574)	Home Office contribution to police pensions	(i)	-	(20,307)	(20,307)
-	(126)	(126)	Loss / (profit) on disposal of fixed assets		126	-	126
-	(20,700)	(20,700)			126	(20,307)	(20,181)
			Financing and investment income and expenditure:				
6,723	-	6,723	Interest payable and similar charges		6,926	-	6,926
40,893	-	40,893	Pensions interest cost	16	54,190	-	54,190
-	(45)	(45)	Interest and investment income		-	(454)	(454)
2	-	2	(Gains) / losses from derecognition of financial assets carried at amortised cost		-	-	-
47,618	(45)	47,573			61,116	(454)	60,662
			Taxation and non-specific grant income:				
-	(67,544)	(67,544)	General grants	7	-	(71,111)	(71,111)
-	(335)	(335)	Capital grants and contributions		-	(114)	(114)
-	(32,561)	(32,561)	Former DLUHC funding	7	-	(34,492)	(34,492)
-	(84,161)	(84,161)	Precepts	11	-	(88,437)	(88,437)
-	(184,600)	(184,600)			-	(194,154)	(194,154)
		57,472	Deficit / (surplus) on the provision of services				74,154
			Other comprehensive income and expenditure:				
		(4,092)	(Surplus) / deficit on the revaluation of assets	13			(11,481)
		(53,684)	Remeasurements of the net defined benefit liability	16			(709,864)
		(57,776)					(721,345)
	(304)		Total comprehensive income and expenditure				(647,191)

(i) Details within the Police Pension Fund Account Statement

Comprehensive Income and Expenditure Statement for the PCC for the year ended 31 March 2023

Gross Expenditure	Income	Net Expenditure		Note	Gross Expenditure	Income	Net Expenditure
2021/22	2021/22	2021/22			2022/23	2022/23	2022/23
£000	£000	£000			£000	£000	£000
			Division of service:				
12,199	(9,598)	2,602	Office of the PCC		22,043	(9,736)	12,307
3,377	(1,919)	1,458	PCC commissioning		3,817	(2,308)	1,508
15,577	(11,517)	4,060	Net cost of police services before group funding		25,859	(12,044)	13,815
193,251	-	193,251	Intra-group funding	5	206,493	-	206,493
208,828	(11,517)	197,311	Net cost of police services		232,353	(12,044)	220,308
			Other operating expenditure:				
-	(20,574)	(20,574)	Home Office contribution to police pensions	(i)	-	(20,307)	(20,307)
-	(126)	(126)	Loss / (profit) on disposal of fixed assets		126	-	126
-	(20,700)	(20,700)			126	(20,307)	(20,181)
			Financing and investment income and expenditure:				
6,723	-	6,723	Interest payable and similar charges		6,926	-	6,926
62	-	62	Pensions interest cost	16	68	-	68
-	(45)	(45)	Interest and investment income		-	(454)	(454)
6,787	(45)	6,742			6,994	(454)	6,540
			Taxation and non-specific grant income:				
-	(67,544)	(67,544)	General grants	7	-	(71,111)	(71,111)
-	(335)	(335)	Capital grants and contributions		-	(114)	(114)
-	(32,561)	(32,561)	Former DLUHC funding	7	-	(34,492)	(34,492)
-	(84,161)	(84,161)	Precepts	11	-	(88,437)	(88,437)
-	(184,600)	(184,600)			-	(194,154)	(194,154)
		(1,248)	Deficit / (surplus) on the provision of services				12,513
			Other comprehensive income and expenditure:				
		(4,092)	(Surplus) / deficit on the revaluation of assets	13			(11,481)
		(800)	Remeasurements of the net defined benefit liability	16			(2,651)
		(4,892)					(14,132)
		(6,139)	Total comprehensive income and expenditure				(1,618)

Balance Sheet for the PCC for Norfolk Group and the PCC for Norfolk as at 31 March 2023

Group 31 March 2022 £000	PCC 31 March 2022 £000		Notes	Group 31 March 2023 £000	PCC 31 March 2023 £000
101,543	101,543	Property, plant and equipment	13	106,225	106,225
2,154	2,154	Intangible assets	13	2,058	2,058
103,697	103,697	Total long term assets		108,282	108,282
673	673	Inventories		788	788
21,645	21,645	Short term debtors, prepayments & deferred costs	18	27,256	27,256
13,416	13,416	Cash and cash equivalents	19	1,175	1,175
2,001	2,001	Short term investments	17	2,000	2,000
492	492	Assets held for sale	20	492	492
38,228	38,228	Current assets		31,711	31,711
141,925	141,925	TOTAL ASSETS		139,994	139,994
21,546	19,971	Short-term creditors and accruals	21	23,661	22,202
1,761	1,761	Short term borrowing	23	1,402	1,402
1,616	1,616	Provisions	25	1,605	1,605
64	64	Short term grants receipts in advance		60	60
1,770	1,770	PFI liabilities	15	1,910	1,910
26,757	25,181	Current liabilities		28,638	27,179
2,037,275	2,353	Pension liability	16	1,389,469	5
31,732	31,732	Long term borrowing	23	30,453	30,453
53,451	53,451	PFI liabilities	15	51,540	51,540
12	12	Grants receipts in advance		3	3
2,122,469	87,547	Long term liabilities		1,471,465	82,001
2,149,225	112,728	TOTAL LIABILITIES		1,500,103	109,181
(2,007,301)	29,196	NET ASSETS / (LIABILITIES)		(1,360,110)	30,812
22,892	22,892	Usable reserves	(ii)	22,049	22,048
(2,030,193)	6,304	Unusable reserves	28	(1,382,159)	8,764
(2,007,301)	29,196	TOTAL RESERVES		(1,360,110)	30,812

These audited statements
replace those issued on 29th
December 2023



**Simon George ACMA, CPFA,
BA(Hons), MSc**

Chief Finance Officer

(ii) Details within the Movement in Reserves Statement

Movement in Reserves Statement for the PCC for Norfolk Group

	Note	General Fund Balance £000	Capital Receipts Reserve £000	Capital Grants Unapplied £000	Total Usable Reserves £000	Total Unusable Reserves £000	Total Reserves £000
Year Ended 31 March 2023							
Balance at 1 April 2022		22,458	-	434	22,891	(2,030,193)	(2,007,302)
Movement in reserves during 2022/23							
Surplus or (deficit) on provision of services (accounting basis)	(iii)	(74,154)	-	-	(74,154)	-	(74,154)
Other comprehensive income and expenditure	(iii)	-	-	-	-	721,345	721,345
Total comprehensive income and expenditure		(74,154)	-	-	(74,154)	721,345	647,191
Amortisation of intangible assets	13	518	-	-	518	(518)	-
Depreciation on property, plant and equipment	13	7,463	-	-	7,463	(7,463)	-
Revaluation losses on property, plant and equipment	13	9,710	-	-	9,710	(9,710)	-
Capital grants and contributions credited to the CIES	(iii)	(114)	-	114	-	-	-
Application of capital grants from unapplied account		-	-	(201)	(201)	201	-
Net gain or loss on the sale of non-current assets	(iii)	126	270	-	396	(396)	-
Difference between IAS 19 pension costs and those calculated in accordance with statutory requirements		82,364	-	-	82,364	(82,364)	-
Movement on the Collection Fund Adjustment Account		(321)	-	-	(321)	321	-
Capital expenditure charged to the General Fund Balance	14	(3,310)	-	-	(3,310)	3,310	-
Statutory provision for the repayment of debt	14	(2,614)	-	-	(2,614)	2,614	-
Contribution to the Police Pension Fund	(iii)	(20,307)	-	-	(20,307)	20,307	-
Movement on the Compensated Absences Account		(117)	-	-	(117)	117	-
Use of capital receipts to fund asset purchases		-	(270)	-	(270)	270	-
Adjustments between accounting basis and funding basis under regulations		73,398	-	(87)	73,311	(73,311)	-
Increase / (decrease) in year		(756)	-	(87)	(843)	648,034	647,191
Balance at 31 March 2023		21,702	-	347	22,049	(1,382,159)	(1,360,110)

(iii) Details within the Comprehensive Income and Expenditure Statement

	Note	General Fund Balance £000	Capital Receipts Reserve £000	Capital Grants Unapplied £000	Total Usable Reserves £000	Total Unusable Reserves £000	Total Reserves £000
Year Ended 31 March 2022							
Balance at 1 April 2021		21,088	-	364	21,452	(2,029,055)	(2,007,604)
Movement in reserves during 2021/22							
Surplus or (deficit) on provision of services (accounting basis)	(iii)	(57,472)	-	-	(57,472)	-	(57,472)
Other comprehensive income and expenditure	(iii)	-	-	-	-	57,776	57,776
Total comprehensive income and expenditure		(57,472)	-	-	(57,472)	57,776	304
Amortisation of intangible assets	13	938	-	-	938	(938)	-
Depreciation on property, plant and equipment	13	7,110	-	-	7,110	(7,110)	-
Revaluation losses on property, plant and equipment	13	519	-	-	519	(519)	-
Capital grants and contributions credited to the CIES	(iii)	(335)	-	335	-	-	-
Application of capital grants from unapplied account		-	-	(265)	(265)	265	-
Net gain or loss on the sale of non-current assets	(iii)	(126)	467	-	340	(340)	-
Difference between IAS 19 pension costs and those calculated in accordance with statutory requirements		79,577	-	-	79,577	(79,577)	-
Movement on the Collection Fund Adjustment Account		(1,273)	-	-	(1,273)	1,273	-
Capital expenditure charged to the General Fund Balance	14	(4,742)	-	-	(4,742)	4,742	-
Statutory provision for the repayment of debt	14	(2,236)	-	-	(2,236)	2,236	-
Contribution to the Police Pension Fund	(iii)	(20,574)	-	-	(20,574)	20,574	-
Movement on the Compensated Absences Account		(16)	-	-	(16)	16	-
Use of capital receipts to fund asset purchases		-	(467)	-	(467)	467	-
Adjustments between accounting basis and funding basis under regulations		58,843	-	70	58,913	(58,913)	-
Increase / (decrease) in year		1,371	-	70	1,440	(1,137)	304
Balance at 31 March 2022		22,458	-	434	22,892	(2,030,193)	(2,007,301)

Movement in Reserves Statement for the PCC for Norfolk

	Note	General Fund Balance £000	Capital Receipts Reserve £000	Capital Grants Unapplied £000	Total Usable Reserves £000	Total Unusable Reserves £000	Total Reserves £000
Year Ended 31 March 2023							
Balance at 1 April 2022		22,458	-	434	22,892	6,304	29,196
Movement in reserves during 2022/23							
Surplus or (deficit) on provision of services (accounting basis)	(iii)	(12,513)	-	-	(12,513)	-	(12,513)
Other comprehensive income and expenditure	(iii)	-	-	-	-	14,132	14,132
Total comprehensive income and expenditure		(12,513)	-	-	(12,513)	14,132	1,618
Amortisation of intangible assets	13	518	-	-	518	(518)	-
Depreciation on property, plant and equipment	13	7,463	-	-	7,463	(7,463)	-
Revaluation losses on property, plant and equipment	13	9,710	-	-	9,710	(9,710)	-
Capital grants and contributions credited to the CIES	(iii)	(114)	-	114	-	-	-
Application of capital grants from unapplied account		-	-	(201)	(201)	201	-
Net gain or loss on the sale of non-current assets	(iii)	126	270	-	396	(396)	-
Difference between IAS 19 pension costs and those calculated in accordance with statutory requirements		302	-	-	302	(302)	-
Movement on the Collection Fund Adjustment Account		(321)	-	-	(321)	321	-
Capital expenditure charged to the General Fund Balance	14	(3,310)	-	-	(3,310)	3,310	-
Statutory provision for the repayment of debt	14	(2,614)	-	-	(2,614)	2,614	-
Use of capital receipts to fund asset purchases		-	(270)	-	(270)	270	-
Adjustments between accounting basis and funding basis under regulations		11,759	-	(87)	11,672	(11,672)	-
Increase / (decrease) in year		(754)	-	(87)	(841)	2,459	1,619
Balance at 31 March 2023		21,704	-	347	22,048	8,764	30,812

		General Fund Balance	Capital Receipts Reserve	Capital Grants Unapplied	Total Usable Reserves	Total Unusable Reserves	Total Reserves
	Note	£000	£000	£000	£000	£000	£000
Year Ended 31 March 2022							
Balance at 1 April 2021		21,091	-	364	21,454	1,605	23,058
Movement in reserves during 2021/22							
Surplus or (deficit) on provision of services (accounting basis)	(iii)	1,248	-	-	1,248	-	1,248
Other comprehensive income and expenditure	(iii)	-	-	-	-	4,892	4,892
Total comprehensive income and expenditure		1,248	-	-	1,248	4,892	6,139
Amortisation of intangible assets	13	938	-	-	938	(938)	-
Depreciation on property, plant and equipment	13	7,110	-	-	7,110	(7,110)	-
Revaluation losses on property, plant and equipment	13	519	-	-	519	(519)	-
Capital grants and contributions credited to the CIES	(iii)	(335)	-	335	-	-	-
Application of capital grants from unapplied account		-	-	(265)	(265)	265	-
Net gain or loss on the sale of non-current assets	(iii)	(126)	467	-	340	(340)	-
Difference between IAS 19 pension costs and those calculated in accordance with statutory requirements		268	-	-	268	(268)	-
Movement on the Collection Fund Adjustment Account		(1,273)	-	-	(1,273)	1,273	-
Capital expenditure charged to the General Fund Balance	14	(4,742)	-	-	(4,742)	4,742	-
Statutory provision for the repayment of debt	14	(2,236)	-	-	(2,236)	2,236	-
Use of capital receipts to fund asset purchases		-	(467)	-	(467)	467	-
Adjustments between accounting basis and funding basis under regulations		124	-	70	193	(193)	-
Increase / (decrease) in year		1,371	-	70	1,441	4,698	6,140
Balance at 31 March 2022		22,458	-	434	22,892	6,304	29,196

Cash Flow Statement for the PCC for Norfolk Group and PCC for Norfolk For the year ended 31 March 2023

Group 2021/22 £000	PCC 2021/22 £000		Note	Group 2022/23 £000	PCC 2022/23 £000
(57,472)	1,248	Net surplus / (deficit) on the provision of services	(iii)	(74,154)	(12,513)
61,704	2,983	Adjustment for non cash or cash equivalent movements	22	76,547	14,909
(335)	(335)	Capital grants and contributions	(iii)	(114)	(114)
3,896	3,896	Net cash flows from operating activities		2,279	2,281
		Investing activities			
(10,262)	(10,262)	Purchase of non current assets		(11,518)	(11,518)
(18,000)	(18,000)	Purchase of short-term or long-term investments		(14,000)	(14,000)
467	467	Proceeds from the sale of non current assets		270	270
16,000	16,000	Proceeds from short-term or long-term investments		14,000	14,000
(11,795)	(11,795)	Net cash flows from investing activities		(11,248)	(11,248)
		Financing activities			
10,000	10,000	Cash receipts of short and long-term borrowing		-	-
335	335	Other receipts from financing activities		114	114
(1,383)	(1,383)	Cash payments for the reduction of outstanding liabilities relating to finance leases and on balance sheet PFI contracts		(1,770)	(1,770)
(393)	(393)	Repayments of short and long-term borrowing		(1,617)	(1,617)
8,558	8,558	Net cash flows from financing activities		(3,272)	(3,272)
659	661	Net increase or (decrease) in cash and cash equivalents		(12,241)	(12,240)
12,756	12,756	Cash and cash equivalents at the beginning of the reporting period	19	13,416	13,416
13,416	13,416	Cash and cash equivalents at the end of the reporting period	19	1,175	1,175

Expenditure and Funding Analysis for the PCC for Norfolk Group

The Expenditure and Funding Analysis is a note to the Financial Statements, however it is positioned here as it provides a link from the figures reported in the Narrative Report to the CIES.

Net Expenditure Chargeable to the General Fund Balances	Adjustments between Funding and Accounting Basis	Net Expenditure in the CIES 2021/22	Group Position	Net Expenditure Chargeable to the General Fund Balances	Adjustments between Funding and Accounting Basis	Net Expenditure in the CIES 2022/23
£000	£000	£000		£000	£000	£000
Year ended 31 March						
172,677	38,463	211,140	Constabulary	186,188	27,823	214,011
(6,171)	8,773	2,602	Office of the PCC	(5,618)	17,925	12,307
1,458	-	1,458	PCC commissioning	1,508	-	1,508
167,963	47,236	215,200	Net cost of police services	182,078	45,748	227,827
(169,335)	11,608	(157,728)	Other income and expenditure	(181,322)	27,649	(153,673)
(1,372)	58,844	57,472	Deficit / (surplus) on the provision of services	756	73,398	74,154
21,088			Opening general fund balance at 1 April	22,458		
22,458			Closing general fund balance at 31 March	21,702		

Expenditure and Funding Analysis for the PCC for Norfolk

Net Expenditure Chargeable to the General Fund Balances	Adjustments between Funding and Accounting Basis	Net Expenditure in the CIES 2021/22		Net Expenditure Chargeable to the General Fund Balances	Adjustments between Funding and Accounting Basis	Net Expenditure in the CIES 2022/23
£000	£000	£000		£000	£000	£000
			Office of the PCC			
			Year ended 31 March			
(6,171)	8,773	2,602	Office of the PCC	(5,618)	17,925	12,307
1,458	-	1,458	PCC commissioning	1,508	-	1,508
193,251	-	193,251	Intra-group funding	206,493	-	206,493
188,538	8,773	197,311	Net cost of police services	202,383	17,925	220,308
(189,909)	(8,649)	(198,559)	Other income and expenditure	(201,629)	(6,166)	(207,795)
(1,371)	124	(1,248)	Deficit / (surplus) on the provision of services	754	11,759	12,513
21,088			Opening general fund balance at 1 April	22,458		
22,458			Closing general fund balance at 31 March	21,702		

Notes to the Financial Statements for the PCC for Norfolk Group and PCC for Norfolk Contents

1.	Accounting Policies	27
2.	Accounting Standards That Have Been Issued But Have Not Yet Been Adopted	37
3.	Critical Judgements in Applying Accounting Policies	38
4.	Assumptions Made About the Future and Other Major Sources of Estimation Uncertainty	40
5.	Intra group Funding Arrangement Between the PCC and Chief Constable	41
6.	Notes to the Expenditure and Funding Analysis	42
7.	Government Grants	44
8.	Employees' Remuneration	45
9.	Related Party Transactions	47
10.	Collaborative Arrangements	48
11.	Council Tax	50
12.	External Audit Fees	51
13.	Non-Current Assets	52
14.	Financing of Capital Expenditure	55
15.	Private Finance Initiative	56
16.	Retirement Benefits	58
17.	Short-Term Investments	65
18.	Debtors, Prepayments and Deferred Costs	66
19.	Cash and Cash Equivalents	66
20.	Assets Held for Sale	67
21.	Creditors	67
22.	Reconciliation of Revenue Cash Flow	68
23.	Reconciliation of Liabilities Arising from Financing Activities	69
24.	Contingent Liabilities	70

25.	Provisions.....	71
26.	Leases.....	72
27.	Earmarked Balances within the General Fund.....	73
28.	Unusable Reserves.....	75
29.	Financial Instruments.....	80
30.	Events After the Reporting Period.....	84
31.	Capital Commitments.....	84
32.	Going Concern.....	85

1. Accounting Policies

General principles

The Statement of Accounts summarises the Group's transactions for the 2022/23 financial year and its position at the year-end of 31 March 2023. The Group is required to prepare an annual Statement of Accounts by the Accounts and Audit Regulations 2015, which those Regulations require to be prepared in accordance with proper accounting practices. Those practices primarily comprise the Code supported by International Financial Reporting Standards (IFRS).

The accounting convention adopted in the Statement of Accounts is principally historical cost, modified by the revaluation of certain categories of non-current assets and financial instruments.

Cost recognition and intra-group adjustment

Refer to Note 5 for further details.

Recognition of working capital

The Scheme of Governance and Consent sets out the roles and responsibilities of the Police and Crime Commissioner and the Chief Constable, and also includes the Financial Regulations and Contract Standing Orders. As per these governance documents all contracts and bank accounts are in the name of the PCC. No consent has been granted to the Chief Constable to open bank accounts or hold cash or associated working capital assets or liabilities. This means that all cash, assets and liabilities in relation to working capital are the responsibility of the PCC, with all the control and risk also residing with the PCC. To this end, all working capital is shown in the accounts of the PCC and the Group.

Accruals of income and expenditure

Activity is accounted for in the year that it takes place, not in the financial period in which cash payments are paid or received.

Cash and cash equivalents

Cash is cash in hand and deposits with any financial institution repayable without penalty on notice of not more than 24 hours. Cash equivalents are investments that mature in 3 months or less from the date of acquisition and that are readily convertible to known amounts of cash with insignificant risk of change in value.

Debtors and creditors

Revenue and capital transactions are included in the accounts on an accruals basis. Where goods and services are ordered and delivered by the year-end, the actual or estimated value of the order is accrued. With the exception of purchasing system generated accruals, a de-minimis level of £1,000 is set for year-end accruals of purchase invoices, except where they relate to grant funded items, where no de-minimis is used. Other classes of accrual are reviewed to identify their magnitude. Where the inclusion or omission of an accrual would not have a material impact on the Statement of Accounts, either individually or cumulatively, it is omitted.

Charges to the Comprehensive Income and Expenditure Statement (CIES) for Non-Current Assets

Net cost of policing of the PCC is debited with the following amounts to record the cost of holding non-current assets during the year:

- Depreciation attributable to the assets.
- Revaluation and impairment losses on assets where there are no accumulated gains in the Revaluation Reserve against which they can be written off.
- Amortisation of intangible assets.

The PCC is not required to raise council tax to fund depreciation, revaluation, impairment losses or amortisation. However, it is required to make an annual contribution from revenue, the Minimum Revenue Provision (MRP), towards the reduction in the overall borrowing requirement (represented by the Capital Financing Requirement) equal to an amount calculated on a prudent basis determined by the PCC in accordance with statutory guidance.

Depreciation, amortisation, and revaluation and impairment losses are reversed from the General Fund and charged to the Capital Adjustment Account via the Movement in Reserves Statement (MiRS). MRP is charged to the General Fund along with any Revenue Funding of Capital and credited to the Capital Adjustment Account via the MiRS.

Guidance issued under the Local Authorities (Capital Finance and Accounting) (England) (Amendment) Regulations 2008 enables authorities to calculate an amount of MRP, which they consider to be prudent. For capital expenditure incurred from 2008/09, the PCC has approved calculating the MRP using the Option 3 method, which results in MRP being charged over the related assets' useful life.

Property, plant and equipment

Assets that have physical substance and are held for use in the production or supply of goods or services, for rental to others, or for administrative purposes and that are expected to be used during more than one financial year are classified as property, plant and equipment.

Recognition

Expenditure on the acquisition, creation or enhancement of property, plant and equipment is capitalised on an accruals basis, provided that it is probable that the future economic benefits or service potential associated with the item will flow to the Group and the cost of the item can be measured reliably. Expenditure that maintains but does not add to an asset's potential to deliver future economic benefits or service potential (i.e. repairs and maintenance) is charged as an expense when it is incurred.

All expenditure on the acquisition, creation or enhancement and disposal of non-current assets is capitalised subject to a de-minimis threshold of £10,000. Expenditure below this amount on an individual asset is treated as revenue, with the following exceptions:

- Desktop and laptop computers and tablets
- Monitors
- Widespread replacement of communication devices
- Servers
- Software licences
- Radios
- Firearms including TASERS
- Vehicles with a life exceeding 12 months
- Annual Assets (projects incurring expenditure throughout the year which are not classified as assets under construction)
- Where government grant funding has been sought and received for specific expenditure on the assumption that both the grant and expenditure are treated as capital

Measurement

Assets are initially measured at cost, comprising:

- The purchase price
- Any costs attributable to bringing the asset to the location and condition necessary for it to be capable of operating in the manner intended by management
- The initial estimate of the costs of dismantling and removing the item and restoring the site on which it is located

The Group does not capitalise borrowing costs incurred on the acquisition or construction of non-current assets.

The cost of assets acquired other than by purchase is deemed to be fair value, unless the acquisition does not have commercial substance (i.e. it will not lead to a variation in the cash flows of the Group). In the latter case, where an asset is acquired via an exchange, the cost of the acquisition is the carrying amount of the asset given up by the Group.

Donated assets are measured initially at fair value. The difference between fair value and any consideration paid is credited to the Taxation and Non-Specific Grant Income line of the CIES, unless the donation has been made conditionally. Until conditions are satisfied, the gain is held in the Donated Assets Account. Where gains are credited to the CIES, they are reversed out of the General Fund Balance to the Capital Adjustment Account in the MIRS.

Assets are then carried in the Balance Sheet using the following measurement bases:

- Assets under construction – historic cost until the asset is live (assets under construction are not depreciated).
- Surplus assets – the current value measurement base is fair value, estimated at highest and best use from a market participant's perspective.
- All other assets – fair value, determined as the amount that would be paid for the asset in its existing use (existing use value – EUV).
- Where there is no market-based evidence of fair value because of the specialist nature of an asset, depreciated replacement cost (DRC) is used as an estimate of fair value.
- Where non-property assets have short useful lives or low values (or both), depreciated historical cost basis is used as a proxy for fair value.

Assets included in the Balance Sheet at fair value are revalued sufficiently regularly to ensure that their carrying amount is not materially different from their fair value at the year-end, but as a minimum every five years. Increases in valuations are matched by credits to the Revaluation Reserve to recognise unrealised gains. Exceptionally, gains might be credited to the CIES where they arise from the reversal of a loss previously charged to a service.

Where decreases in value are identified, they are accounted for in the following way:

- Where there is a balance of revaluation gains for the asset in the Revaluation Reserve, the carrying amount of the asset is written down against that balance (up to the amount of the accumulated gains).
- Where there is no balance in the Revaluation Reserve, or an insufficient balance, the carrying amount of the asset is written down against the net cost of policing of the PCC in the CIES.

The Revaluation Reserve contains revaluation gains recognised since 1 April 2007 only, the date of its formal implementation. Gains arising before that date have been consolidated into the Capital Adjustment Account.

Impairment

Assets are assessed at each year-end as to whether there is any indication that an asset may be impaired. Where indications exist and any possible differences are estimated to be material, the recoverable amount of the asset is estimated and, where this is less than the carrying amount of the asset, an impairment loss is recognised for the shortfall.

Where impairment losses are identified, they are accounted for in the following way:

- Where there is a balance of revaluation gains for the asset in the Revaluation Reserve, the carrying amount of the asset is written down against that balance (up to the amount of the accumulated gains).
- Where there is no balance in the Revaluation Reserve or an insufficient balance, the carrying amount of the asset is written down against the relevant service line(s) in the CIES.

Where an impairment loss is reversed subsequently, the reversal is credited to the relevant service lines in the CIES, up to the amount of the original loss, adjusted for depreciation that would have been charged if the loss had not been recognised.

Depreciation

Depreciation is provided for on all property, plant and equipment assets by the systematic allocation of their depreciable amounts over their useful lives. An exception is made for assets without a determinable finite useful life (i.e., freehold land) and assets that are not yet available for use (i.e., assets under construction).

Depreciation is calculated on the following bases:

- Buildings – straight-line allocation over the useful life of the property as estimated by the valuer.
- Vehicles, plant and equipment – straight-line allocation over the useful life of the asset.

The Code requires that where a property, plant and equipment asset has major components whose cost is significant in relation to the total cost of the item, the components are depreciated separately, where the remaining asset life is significantly different for identifiable components, unless it can be proved that the impact on the Group's Statement of Accounts is not material. The Group has assessed the cumulative impact of component accounting. As a result, the Group applies component accounting prospectively to assets that have a valuation in excess of £2m unless there is clear evidence that this would lead to a material misstatement in the Group's Financial Statements.

Revaluation gains are also depreciated, with an amount equal to the difference between current value depreciation charged on assets and the depreciation that would have been chargeable based on their historical cost being transferred each year from the Revaluation Reserve to the Capital Adjustment Account.

Depreciation or amortisation is charged in both the year of acquisition and disposal of an asset on a pro rata basis. Depreciation or amortisation is charged once an asset is in service and consuming economic benefit.

Disposals and Non-Current Assets Held for Sale

When it becomes probable that the carrying amount of an asset will be recovered principally through a sale transaction rather than through its continuing use, it is reclassified as an Asset Held for Sale. The asset is revalued immediately before reclassification, on the basis relevant to the asset class prior to reclassification, and then carried at the lower of this amount and fair value less costs to sell. Where there is a subsequent decrease to fair value less costs to sell, the loss is posted to the Other Operating Expenditure line in

the CIES. Gains in fair value are recognised only up to the amount of any previous losses recognised in the Surplus or Deficit on Provision of Services. Depreciation is not charged on Assets Held for Sale.

If assets no longer meet the criteria to be classified as Assets Held for Sale, they are reclassified back to non-current assets and valued at the lower of their carrying amount before they were classified as held for sale; adjusted for depreciation, amortisation or revaluations that would have been recognised had they not been classified as Held for Sale, and their recoverable amount at the date of the decision not to sell.

Assets that are to be abandoned or scrapped are not reclassified as Assets Held for Sale.

When an asset is disposed of or decommissioned, the carrying amount of the asset in the Balance Sheet (whether property, plant and equipment or Assets Held for Sale) is written off to the Other Operating Expenditure line in the CIES as part of the gain or loss on disposal. Receipts from disposals (if any) are credited to the same line in the CIES also as part of the gain or loss on disposal (i.e. netted off against the carrying value of the asset at the time of disposal). Any revaluation gains accumulated for the asset in the Revaluation Reserve are transferred to the Capital Adjustment Account.

Amounts received for a disposal are categorised as capital receipts and are to be credited to the Capital Receipts Reserve, and can then only be used for new capital investment, or set aside to reduce the PCC's underlying need to borrow (the capital financing requirement). Receipts are appropriated to the Reserve from the General Fund Balance in the MIRS.

The written-off value of disposals is not a charge against council tax, as the cost of non-current assets is fully provided for under separate arrangements for capital financing. Amounts are appropriated to the Capital Adjustment Account from the General Fund Balance in the MIRS.

Fair Value Measurement

The Group measures some of its non-financial assets such as surplus assets and investment properties at fair value on each reporting date. Fair value is the price that would be received to sell an asset or paid to transfer a liability in an orderly transaction between market participants at the measurement date. The fair value measurement assumes that the transaction to sell the asset or transfer the liability takes place either:

- a) In the principal market for the asset or liability, or

- b) In the absence of a principal market, in the most advantageous market for the asset or liability

The Group measures the fair value of an asset or liability using the assumptions that market participants would use when pricing the asset or liability, assuming that market participants act in their economic best interest.

When measuring the fair value of a non-financial asset, the Group takes into account a market participant's ability to generate economic benefits by using the asset in its highest and best use or by selling it to another market participant that would use the asset in its highest and best use.

The Group uses valuation techniques that are appropriate in the circumstances and for which sufficient data is available, maximising the use of relevant observable inputs and minimising the use of unobservable inputs.

Inputs to the valuation techniques in respect of assets and liabilities for which fair value is measured or disclosed in the Group's financial statements are categorised within the fair value hierarchy, as follows:

- Level 1 – quoted prices (unadjusted) in active markets for identical assets or liabilities that the Group can access at the measurement date.
- Level 2 – inputs other than quoted prices included within Level 1 that are observable for the asset or liability, either directly or indirectly.
- Level 3 – unobservable inputs for the asset or liability.

Intangible assets

Expenditure on non-monetary assets that do not have physical substance but are controlled by the Group as a result of past events (e.g. software licences) is capitalised when it is expected that future economic benefits or service potential will flow from the intangible asset to the Group.

Internally generated assets are capitalised where it is demonstrable that the project is technically feasible and is intended to be completed (with adequate resources being available) and the Group will be able to generate future economic benefits or deliver service potential by being able to sell or use the asset. Expenditure is capitalised where it can be measured reliably as attributable to the asset and restricted to that incurred during the development phase. Research expenditure is not capitalised.

Expenditure on the development of websites is not capitalised if the website is solely or primarily intended to promote or advertise the PCC or Group's services.

Intangible assets are measured initially at cost. Amounts are only revalued where the fair value of the assets held by the Group can be determined by reference to an active market. In practice, no intangible asset held by the Group meets this criterion, and they are therefore carried at amortised cost.

The depreciable amount of a finite intangible asset is amortised over its useful life and charged to the net cost of policing of the PCC in the CIES. An asset is tested for impairment whenever there is an indication that the asset might be impaired – any losses recognised are posted to the net cost of policing of the PCC in the CIES. Any gain or loss arising on the disposal or abandonment of an intangible asset is posted to the Other Operating Expenditure line in the CIES.

Where expenditure on intangible assets qualifies as capital expenditure for statutory purposes, amortisation, impairment losses and disposal gains and losses are not permitted to have an impact on the General Fund Balance. The gains and losses are therefore reversed out of the General Fund Balance in the MIRS and posted to the Capital Adjustment Account and the Capital Receipts Reserve.

Council Tax

Billing authorities act as agents, collecting council tax on behalf of the major preceptors, which includes the PCC. Billing authorities are required by statute to maintain a separate fund (i.e. the Collection Fund) for the collection and distribution of amounts due in respect of council tax. Under the legislative framework for the Collection Fund, billing authorities and major preceptors share proportionately the risks and rewards that the amount of council tax collected could be less or more than predicted.

The council tax income included in the CIES is the PCC's share of accrued income for the year. However, regulations determine the amount of council tax that must be included in the PCC's General Fund. Therefore, the difference between the income included in the CIES and the amount required by regulation to be credited to the General Fund is taken to the Collection Fund Adjustment Account and included as a reconciling item in the MIRS. The Balance Sheet includes the PCC's share of the end of year balances in respect of council tax relating to arrears, impairment allowances for doubtful debts, overpayments and prepayments and appeals.

Where debtor balances for the above are identified as impaired because of a likelihood arising from a past event that payments due under the statutory arrangements will not be made, the asset is written down and a charge made to the Financing and Investment Income and Expenditure line in the CIES. The

impairment loss is measured as the difference between the carrying amount and the revised future cash flows.

Employee benefits

Benefits payable during employment

Salaries, wages and employment-related payments are recognised in the period in which the service is received from employees. An accrual is made for the cost of annual leave entitlements earned by employees but not taken before the year end. The accrual is made at the most recent wage and salary rates applicable.

Termination benefits

Termination benefits are amounts payable as a result of a decision by the entity to terminate an employee's employment before the normal retirement date or an employee's decision to accept voluntary redundancy in exchange for those benefits and are charged on an accruals basis to the appropriate service segment or, where applicable, to a corporate service segment at the earlier of when the entity can no longer withdraw the offer of those benefits or when the entity recognises costs for a restructuring. Where termination benefits involve the enhancement of pensions, statutory provisions require the General Fund Balance to be charged with the amount payable by the entity to the pension fund or pensioner in the year, not the amount calculated according to the relevant accounting standards. In the MIRS, appropriations are required to and from the Pensions Reserve to remove the notional debits and credits for pension enhancement termination benefits and replace them with debits for the cash paid to the pension fund and pensioners and any such amounts payable but unpaid at the year-end.

Post-employment benefits

Officers have the option of joining the Police Pension Scheme 2015. Civilian employees have the option of joining the Local Government Pension Scheme (LGPS), administered by Norfolk County Council. All of the schemes provide defined benefits to members (retirement lump sums and pensions), earned as employees work for the Constabulary and the Office of the Police and Crime Commissioner, and all of the schemes are accounted for as defined benefit schemes.

The liabilities attributable to the Group of all four schemes are included in the Balance Sheet on an actuarial basis using the projected unit credit method, i.e. an assessment of the future payments that will be made in relation to retirement benefits (including injury benefits on the Police Schemes) earned to

date by officers and employees, based on assumptions about mortality rates, employee turnover rates etc., and projections of earnings for current officers and employees.

Liabilities are discounted to their value at current prices, using a discount rate specified each year by the actuaries.

The assets of the LGPS attributable to the Group are included in the Balance Sheet at their fair value as follows:

- Quoted securities – current bid price.
- Unquoted securities – professional estimate.
- Unlisted securities – current bid price.
- Property – market value.

All three of the police schemes are unfunded and therefore do not have any assets. Benefits are funded from the contributions made by currently serving officers and a notional employer's contribution paid from the general fund; any shortfall is partially topped up by a grant from the Home Office.

The change in the net pensions' liability is analysed into six components:

- Current service cost – the increase in liabilities as a result of years of service earned this year, it is debited to the net cost of policing in the CIES. The current service cost is based on the latest available actuarial valuation.
- Past service cost – the increase in liabilities arising from current year decisions whose effect relates to years of service earned in earlier years. Past service costs are debited to the net cost of policing in the CIES.
- Interest cost – the expected increase in the present value of liabilities during the year as they move one year closer to being paid. It is charged to the Financing and Investment Income and Expenditure line in the CIES. The interest cost is based on the discount rate and the present value of the scheme liabilities at the beginning of the period.
- The return on plan assets – excluding amounts included in net interest on the net defined benefit liability (asset) – charged to the Pensions Reserve as Other Comprehensive Income and Expenditure.
- Actuarial gains and losses – changes in the net pensions liability that arise because events have not coincided with assumptions made at the last actuarial valuation or because the actuaries have updated their assumptions. They are charged to the Pensions Reserve as Other Comprehensive Income and Expenditure.

- Contributions paid to the four pension funds – cash paid as employer's contributions to the pension fund in settlement of liabilities. These are not accounted for as an expense.

In relation to retirement benefits, statutory provisions require the General Fund Balance to be charged with the amounts payable by the Group to the pension fund or directly to pensioners in the year, not the amount calculated according to the relevant accounting standards. This means that in the MIRS there are appropriations to and from the Pensions Reserve to remove the notional debits and credits for retirement benefits and replace them with debits for the cash paid to the pension fund and pensioners and any such amounts payable but unpaid at the year-end. The negative balance that arises on the Pension Reserve thereby measures the beneficial impact on the General Fund of being required to account for retirement benefits on the basis of cash flows rather than as benefits are earned by employees.

Discretionary Benefits

The Group has restricted powers to make discretionary awards of retirement benefits in the event of early retirements. Any liabilities estimated to arise as a result of an award to any member of staff (including injury awards for police officers) are accrued in the year of the decision to make the award and accounted for using the same policies as are applied to the Local Government Pension Scheme.

The Group makes payments to police officers in relation to injury awards, and the expected injury awards for active members are valued on an actuarial basis.

Events after the reporting period

Events after the reporting period are those events, both favourable and unfavourable, that occur between the end of the reporting period and the date when the Statement of Accounts is authorised for issue. Two types of events can be identified.

- Those that provide evidence of conditions that existed at the end of the reporting period. The Statement of Accounts is adjusted to reflect such events.
- Those that are indicative of conditions that arose after the reporting period. The Statement of Accounts is not adjusted to reflect such events. However, where a category of events would have a material effect, disclosure is made in the notes of the nature of the events and their estimated financial effect.

Events taking place after the date of authorisation for issue are not reflected in the Statement of Accounts.

Financial Instruments

Financial Liabilities

Financial liabilities are recognised on the Balance Sheet when the PCC becomes a party to the contractual provisions of a financial instrument and are initially measured at fair value and carried at their amortised cost. Annual charges to the CIES for interest payable are based on the carrying amount of the liability, multiplied by the effective rate of interest for the instrument. The effective interest rate is the rate that exactly discounts estimated future cash payments over the life of the instrument to the amount at which it was originally recognised.

For the borrowings that the PCC has, this means that the amount presented in the Balance Sheet is the outstanding principal repayable (plus accrued interest) and interest charged to the CIES is the amount payable for the year according to the loan agreement.

Financial Assets

Financial assets are classified based on a classification and measurement approach that reflects the business model for holding the financial assets and their cashflow characteristics. There are three main classes of financial assets measured at:

- Amortised cost
- Fair value through profit or loss (FVPL), and
- Fair value through other comprehensive income (FVOCI)

The PCC's business model is to hold investments to collect contractual cash flows. Financial assets are therefore classified as amortised cost, except for those whose contractual payments are not solely payment of principal and interest (i.e. where the cash flows do not take the form of a basic debt instrument).

Financial Assets Measured at Amortised Cost

Financial assets measured at amortised cost are recognised on the Balance Sheet when the PCC becomes a party to the contractual provisions of a financial instrument and are initially measured at fair value. They are subsequently measured at their amortised cost. Annual credits to the Financing and Investment Income and Expenditure line in the CIES for interest receivable

are based on the carrying amount of the asset multiplied by the effective rate of interest for the instrument. For most of the financial assets held by the PCC, this means that the amount presented in the Balance Sheet is the outstanding principal receivable (plus accrued interest) and interest credited to the CIES is the amount receivable for the year in the loan agreement.

Any gains and losses that arise on the derecognition of an asset are credited or debited to the Financing and Investment Income and Expenditure line in the CIES.

Expected Credit Loss Model

The PCC recognises expected credit losses on all of its financial assets held at amortised cost, either on a 12-month or lifetime basis. The expected credit loss model also applies to lease receivables and contract assets. Only lifetime losses are recognised for trade receivables (debtors) held by the PCC.

Impairment losses are calculated to reflect the expectation that the future cash flows might not take place because the borrower could default on their obligations. Credit risk plays a crucial part in assessing losses. Where risk has increased significantly since an instrument was initially recognised, losses are assessed on a lifetime basis. Where risk has not increased significantly or remains low, losses are assessed on the basis of 12-month expected losses.

Government grants and contributions

All government grants are received in the name of the PCC. However, where grants and contributions are specific to expenditure incurred by the Chief Constable, they are recorded as income within the Chief Constable's accounts. Whether paid on account, by instalments or in arrears, government grants and third-party contributions and donations are recognised as due to the Group when there is reasonable assurance that:

- The Group will comply with the conditions attached to the payments, and
- The grants or contributions will be received.

Amounts recognised as due to the Group are not credited to the CIES until conditions attaching to the grant or contribution have been satisfied. Conditions are stipulations that specify that the future economic benefits or service potential embodied in the asset acquired using the grant or contribution are required to be consumed by the recipient as specified, or future economic benefits or service potential must be returned to the transferor.

Monies advanced as grants and contributions for which conditions have not been satisfied are carried in the Balance Sheet within creditors as government grants received in advance. When conditions are satisfied, the grant or contribution is credited to the relevant service line (attributable revenue grants / contributions) or Taxation and Non-Specific Grant Income (non-ring-fenced revenue grants and all capital grants) in the CIES.

Where capital grants are credited to the CIES, they are reversed out of the General Fund balance in the MIRS. Where the grant has yet to be used to finance capital expenditure, it is posted to the Capital Grants Unapplied Account. Where it has been applied, it is posted to the Capital Adjustment Account.

Investment policy

The PCC works closely with its external treasury advisors Link Treasury Services to determine the criteria for high quality institutions. The criteria for providing a pool of high-quality investment counterparties for inclusion on the PCC's 'Approved Authorised Counterparty List' is provided below:

- UK Banks which have the following minimum ratings from at least one of the three credit rating agencies:

UK Banks	Fitch	Standard & Poors	Moody's
Short Term Ratings	F1	A-1	P-1
Long Term Ratings	A-	A-	A3

- Non-UK Banks domiciled in a country which has a minimum sovereign rating of AA+ and have the following minimum ratings from at least one of the three credit rating agencies:

Non-UK Banks	Fitch	Standard & Poors	Moody's
Short Term Ratings	F1+	A-1+	P-1
Long Term Ratings	AA-	AA-	Aa3

- Part Nationalised UK Banks;
- The PCC's Corporate Banker (Barclays Bank) – if the credit ratings of the PCC's Corporate Banker fall below the minimum criteria for UK Banks above, then cash balances held with that bank will be for account operation purposes only and balances will be minimised in terms of monetary size and time;
- Building Societies (which meet the minimum ratings criteria for UK Banks);

- Money Market Funds (which are rated AAA by at least one of the three major rating agencies);
- UK Government;
- Local Authorities, PCCs etc.

All cash invested by the PCC in 2022/23 was in Sterling deposits invested with banks and other institutions in accordance with the Approved Authorised Counterparty List.

Joint operations and joint assets

Joint operations are activities undertaken by the PCC or the Chief Constable in conjunction with other bodies, which involve the use of the assets and resources of the Group or the other body, rather than the establishment of a separate entity. The Group recognises on the PCC Balance Sheet the assets that it controls and the liabilities that it incurs and debits and credits the relevant CIES with its share of the expenditure incurred and income earned from the activity of the operation.

Joint assets are items of property, plant and equipment that are jointly controlled by the Group and other bodies, with the assets being used to obtain benefits for these bodies. The joint operation does not involve the establishment of a separate entity. The Group accounts for only its share of the joint assets, and the liabilities and expenses that it incurs on its own behalf or jointly with others in respect of its interest in the arrangement.

Leases

Leases are classified as finance leases where the terms of the lease transfer substantially all the risks and rewards incidental to ownership of the property, plant or equipment from the lessor to the lessee. All other leases are classified as operating leases.

Where a lease covers both land and buildings, the land and buildings elements are considered separately for classification.

Arrangements that do not have the legal status of a lease but convey a right to use an asset in return for payment are accounted for under this policy where fulfilment of the arrangement is dependent on the use of specific assets.

The PCC as Lessee

Finance Leases

Property, plant and equipment held under finance leases is recognised on the Balance Sheet at the commencement of the lease at its fair value measured at the lease's inception (or the present value of the minimum lease payments, if lower). The asset recognised is matched by a liability for the obligation to pay the lessor. Initial direct costs of the PCC are added to the carrying amount of the asset. Premiums paid on entry into a lease are applied to writing down the lease liability. Contingent rents are charged as expenses in the periods in which they are incurred.

Lease payments are apportioned between:

- A charge for the acquisition of the interest in the property, plant or equipment – applied to write down the lease liability, and
- A finance charge (debited to the Financing and Investment Income and Expenditure line in the CIES).

Property, plant and equipment recognised under finance leases is accounted for using the policies applied generally to such assets, subject to depreciation being charged over the lease term if this is shorter than the asset's estimated useful life (where ownership of the asset does not transfer to the PCC at the end of the lease period).

The PCC is not required to raise council tax to cover depreciation or revaluation and impairment losses arising on leased assets. Instead, a prudent annual contribution is made from revenue funds toward the deemed capital investment in accordance with statutory requirements. Depreciation and revaluation and impairment losses are therefore substituted by a revenue contribution in the General Fund Balance, by way of an adjusting transaction with the Capital Adjustment Account in the MIRS for the difference between the two.

Operating Leases

Rentals paid under operating leases are charged to the CIES as an expense of the services benefiting from use of the leased property, plant or equipment.

The PCC as Lessor

Where the PCC grants an operating lease over a property or an item of plant and equipment, the asset is retained in the Balance Sheet. Rental income is credited to the net cost of policing line in the CIES. Initial direct costs incurred in negotiating and arranging the lease are added to the carrying amount of the

relevant asset and charged as an expense over the lease term on the same basis as rental income.

Private Finance Initiative (PFI) and similar contracts

PFI and similar contracts are agreements to receive services, where the responsibility for making available the property, plant and equipment needed to provide the services passes to the PFI contractor. As the Group is deemed to control the services that are provided under its PFI schemes, and for the Police Investigation Centres (PICs) ownership of the property, plant and equipment will pass to the Group at the end of the contracts for no additional charge, the Group carries the assets used under the contracts on its Balance Sheet as part of Property, Plant and Equipment.

The original recognition of these assets at fair value (based on the cost to purchase the property, plant and equipment) was balanced by the recognition of a liability for amounts due to the scheme operator to pay for the capital investment. The liability was written down by the initial contribution.

Non-current assets recognised on the Balance Sheet are revalued and depreciated in the same way as property, plant and equipment owned by the Group.

The amounts payable to the PFI operators each year are analysed into five elements:

- Fair value of the services received during the year – debited to the Chief Constable's net cost of policing in the CIES.
- Finance cost – an interest charge on the outstanding Balance Sheet liability, debited to the Financing and Investment Income and Expenditure line in the CIES.
- Contingent rent – increases in the amount to be paid for the property arising during the contract, debited to the Financing and Investment Income and Expenditure line in the CIES.
- Payment towards liability – applied to write down the Balance Sheet liability towards the PFI operator (the profile of write-downs is calculated using the same principles as for a finance lease).
- Lifecycle replacement costs – these are included as part of the unitary payment such that the supplier absorbs any peaks and troughs throughout the life of the contract.

Provisions

Provisions are made where an event has taken place that gives the Group a legal or constructive obligation that probably requires settlement by a transfer of economic benefits or service potential, and a reliable estimate can be made of the amount of the obligation. For instance, the Group may be involved in a court case that could eventually result in the making of a settlement or the payment of compensation.

Provisions are charged as an expense to the appropriate service line in the CIES in the year that the Group becomes aware of the obligation, and are measured at the best estimate at the balance sheet date of the expenditure required to settle the obligation, taking into account relevant risks and uncertainties.

When payments are eventually made, they are charged to the provision carried in the Balance Sheet. Estimated settlements are reviewed at the end of each financial year – where it becomes less than probable that a transfer of economic benefits will now be required (or a lower settlement than anticipated is made), the provision is reversed and credited back to the relevant service line.

Where some or all of the payment required to settle a provision is expected to be recovered from another party (e.g. from an insurance claim), this is only recognised as income for the relevant service if it is virtually certain that reimbursement will be received if the Group settles the obligation.

The insurance claims provision is maintained to meet the liabilities for claims received but for which the timing and/or the amount of the liability is uncertain. The Group self-insures part of the third party, motor and employer's liability risks. External insurers provide cover for large individual claims and to cap the total claims which have to be met from the provision in any insurance year. Charges are made to revenue to cover the external premiums and the estimated liabilities which will not be met by external insurers. Liability claims may be received several years after the event and can take many years to settle.

Contingent Liabilities

A contingent liability arises where an event has taken place that gives the Group a possible obligation whose existence will only be confirmed by the occurrence or otherwise of uncertain future events not wholly within the control of the Group. Contingent liabilities also arise in circumstances where a provision would otherwise be made but either it is not probable that an outflow

of resources will be required or the amount of the obligation cannot be measured reliably.

Contingent liabilities are not recognised in the Balance Sheet but disclosed in a note to the accounts.

Reserves

The Group sets aside specific amounts as reserves for future policy purposes or to cover contingencies. Reserves are created by appropriating amounts out of the General Fund Balance in the MIRS. When expenditure to be financed from a reserve is incurred, it is charged to the appropriate service in that year to score against the Surplus or Deficit on the Provision of Services in the CIES. The reserve is then appropriated back into the General Fund Balance in the MIRS so that there is no net charge against council tax for the expenditure.

Certain reserves are kept to manage the accounting processes for non-current assets, financial instruments, retirement and employee benefits and do not represent usable resources for the PCC – these reserves are explained in the following paragraphs:

Revaluation Reserve

This reserve records the accumulated gains on non-current assets arising from increases in value, as a result of inflation or other factors (to the extent that these gains have not been consumed by subsequent downward movements in value). The reserve is also debited with amounts equal to the part of depreciation charges on assets that has been incurred, only because the asset has been revalued. The balance on this reserve for assets disposed is written out to the Capital Adjustment Account. The overall balance on this reserve thus represents the amount by which the current value of non-current assets carried in the Balance Sheet is greater because they are carried at revalued amounts rather than depreciated historic cost.

Capital Adjustment Account

This account accumulates (on the debit side) the write-down of the historical costs of non-current assets as they are consumed by depreciation and impairments or written off on disposal. It accumulates (on the credit side) the resources that have been set aside to finance capital expenditure. The balance on this account represents timing differences between the amount of the historical cost of the non-current assets that have been consumed and the amount that has been financed in accordance with statutory requirements.

Pension Reserve

The Pension Reserve absorbs the timing differences arising from the different arrangements for accounting for post-employment benefits and for funding benefits in accordance with the statutory provisions. The PCC accounts for post-employment benefits in the CIES as the benefits are earned by employees accruing years of service, updating the liabilities recognised to reflect inflation, changing assumptions and investment returns on any resources set aside to meet the costs. However, statutory arrangements require benefits earned to be financed as the PCC and Chief Constable make employer's contributions to pension funds or eventually pay any pensions for which they are directly responsible. The debit balance on the Pensions Reserve therefore shows a substantial shortfall between the benefits earned by past and current employees and the resources the PCC and Chief Constable have set aside to meet them. The statutory arrangements will ensure that funding will have been set aside by the time the benefits come to be paid.

Value Added Tax

VAT payable is included as an expense or capitalised only to the extent that it is not recoverable from Her Majesty's Revenue and Customs. VAT receivable is excluded from income. Where the VAT is irrecoverable it is included in the relevant service line of the Group's CIES, or if the expenditure relates to an asset, is capitalised as part of the value of that asset. Irrecoverable VAT is VAT charged which under legislation is not reclaimable (e.g., purchase of command platform vehicles).

Going Concern

The Code stipulates that the financial statements of local authorities can only be discontinued under statutory prescription and therefore shall be prepared on a going concern basis. This assumption is made because local authorities carry out functions essential to the local community, and cannot be created or dissolved without statutory prescription. Transfers of services under combinations of public sector bodies do not negate the presumption that the financial statements shall be prepared on a going concern basis of accounting. However, in order to assist External Audit with establishing their going concern conclusion, a review of going concern is carried out by management. Refer to section 7 of the narrative report and Note 32 for detail of this review.

2. Accounting Standards That Have Been Issued But Have Not Yet Been Adopted

The Financial Statements have been prepared in accordance with the Code, which is based on International Financial Reporting Standards (IFRSs).

The amendments required to be adopted under the 2023/24 Code are:

- Definition of Accounting Estimates (Amendments to IAS 8) issued in February 2021.
- Disclosure of Accounting Policies (Amendments to IAS 1 and IFRS Practice Statement 2) issued in February 2021.
- Updating a Reference to the Conceptual Framework (Amendments to IFRS 3) issued in May 2020.

Note that this is based on the current position as agreed by CIPFA/LASAAC but the Code has not yet been subject to full due process so this might be subject to change.

Application of the Standards referred to above, as adopted by the Code, is required by 1 April 2023, and these standards will be initially adopted as at 1 April 2023, where applicable. The Code requires changes in accounting policy to be applied retrospectively unless alternative transitional arrangements are specified in the Code.

It is not expected that the adoption of any of the standards listed above will have a material effect on the 2023/24 financial statements.

Implementation of the new leasing standard, IFRS 16 Leases, had previously been deferred from 2020/21 for one year due to the impact of the Covid-19 global pandemic. However, due to the continued widespread impact of the pandemic, and resulting pressures on external audit and finance teams, the CIPFA/LASAAC Local Authority Accounting Code Board agreed to defer the implementation of this standard for a further three years in total. This will mean the effective date for implementation is now 1 April 2024. Local Government bodies can elect to implement the standard from 1 April 2022 if desired. The PCC for Norfolk intends to adopt this standard from 1 April 2024.

3. Critical Judgements in Applying Accounting Policies

In applying the accounting policies set out in Note 1, the PCC has had to make certain judgements about complex transactions or those involving uncertainty about future events. The critical judgements made in the statement of accounts are:

- The budget is set by the PCC and provides the Chief Constable with the authority to incur expenditure. There are still uncertainties about the future funding beyond 2023/24 in regard of what the PCC will receive from the government and the limitations around the precept. The PCC and the Chief Constable are working together to mitigate the impact of the funding gap emerging over the period of the Medium-Term Financial Plan, the impact of which will be realised in the budget set by the PCC.
- The allocation of transactions and balances between the PCC and the Chief Constable has been set out in the Narrative Report to these accounts.
- The PCC has taken over the obligations arising from the PFI contracts entered into by the former Police Authority. One 30-year PFI contract was for the provision of newly built Police Investigation Centres, title to the assets will be retained by the PCCs of both Norfolk and Suffolk on completion of the contract. The other 35-year contract was for the provision of the Operations and Communications Centre at Wymondham. Associated assets have been capitalised and treated “on Balance Sheet” as required by IFRS.
- The PCC for Norfolk has a significant number of assets including those under Private Finance Initiatives (PFI) arrangements. The PCC has the responsibility, control and risk in terms of the provision of those assets. Consequently, a critical judgement has been made to show any connected grant funding (e.g. for the PFI), and the capital and financing costs of the provision of those assets in the PCC accounts. As the Chief Constable utilises the assets on a day-to-day basis, the officers and staff of the Chief Constable have responsibility for the consumables, heating and lighting and so forth. Consequently, these costs are shown in the Chief Constable accounts including the service charges element of the PFI.
- Costs of pension arrangements require estimates assessed by independent qualified actuaries regarding future cash flows that will arise under the scheme liabilities. The assumptions underlying the valuation used for IAS19 reporting are the responsibility of the Group as advised by the actuaries. The financial assumptions are largely prescribed at any point and reflect market expectations at the reporting date. Assumptions are also made around the life expectancy of the UK population.
- In respect of the LGPS police staff pension costs, separate actuarial valuations have been carried out to provide the accounting entries for the PCC and the Chief Constable in 2022/23 and are reflected in the financial statements.
- Under accounting standards, an asset ceiling may be applied to the surplus on the pension fund. This limits the surplus recognised in the accounts to the present value of any economic benefits available in the form of either refunds from the plan or reductions in future contributions to the plan. However, as the Employer has no unconditional right to a refund from the Fund, there is therefore no economic benefit available as a refund, so a judgment has been made to limit the surplus recognised in the accounts to the present value of reductions in future contributions.
- Establishing the valuation of operational and residential properties. Depreciation is a calculation based on asset value and expected useful lives of the assets. If the useful life of an asset is reduced then the depreciation charge to the CIES will increase. The PCC monitors the useful life of assets to identify where any changes to the depreciation charge are required during the year.
- To improve the efficient use of publicly owned buildings, the PCC and other local government bodies engage in the shared use of key sites. This includes fire stations, where sites have been redeveloped to accommodate police stations and offices. The PCC has made significant financial contributions to these development projects. Rights to access the land and shared areas are granted through leasehold arrangements. Many of the leases contain options to break by both parties at regular dates throughout the lease terms and as such are classified as operating leases for accounting purposes. The capital contributions made by the PCC are however protected by clauses that require the lessor to repay to the lessee the capital contributions made,

less depreciation, in the event of the lessor issuing a break notice. The PCC therefore receives the full benefit of the contributions made, either by use of the asset throughout the full term of the lease or by way of a repayment of the contribution made. As such the contributions to the redevelopments made are de facto assets and have been capitalised and depreciated over the full lease term as there is no current intention by the PCC to issue an early option to break notice. As the value and associated cash flow of these assets are linked to the depreciated historic cost, the valuers consider depreciated historic cost as an appropriate proxy for current value.

4. Assumptions Made About the Future and Other Major Sources of Estimation Uncertainty

Pensions Liability

Estimation of the net liability to pay pensions depends on a number of complex judgements relating to the discount rate used, the rate at which salaries are projected to increase, changes in retirement ages, mortality rates and expected returns on pension fund assets. A firm of consulting actuaries is engaged to provide the PCC with expert advice about the assumptions to be applied. The effects on the net pensions liability of changes in individual assumptions can be measured. For instance, a 0.5% decrease in the discount rate assumption would result in an increase in the pension liability of £136.6m.

The value of the LGPS pension fund assets is calculated by the actuary as part of the formal triennial valuation process, and rolled forward to the balance sheet date, allowing for any movements in the year. These movements include investment returns, which may be estimated where necessary. However, the figure incorporates actual returns for the period 1 April 2022 to 31 March 2023.

Property, Plant and Equipment

The value of land and property together with the asset lives are obtained from the PCC's appointed external valuers (NPS). The PCC relies upon the experience and knowledge of the valuer using the Royal Institute of Chartered Surveyors (RICS) *Appraisal and Valuation Manual* to provide a fair value under IAS16. The carrying value of land and buildings (excluding assets under construction and held for sale) at the Balance Sheet date was as follows:

Land	£18.2m
Property	£72.6m

Property valuations are prepared on a five year rolling basis, however to ensure there is no material difference between the carrying value and current value, major assets are valued on an annual basis.

Properties are not held for profit or sale, nor are they held as security against financial borrowing, therefore valuation uncertainty around estimates does not result in significant risk to the Constabulary.

Although the valuation estimate is based on the valuer's professional judgement, the following table shows the impact of an overall percentage fall in asset valuations on the balance sheet and CIES.

	Impact of a percentage drop in asset valuations		
	1% £000	10% £000	20% £000
Change in the carrying value of assets	(908)	(9,077)	(18,154)
Change in the revaluation reserve	(803)	(7,981)	(15,253)
Additional charge to Other Comprehensive Income and Expenditure in the CIES	104	1,096	2,901

Insurance Provisions

Insurance provisions are made where there is an expected financial settlement or an incurrence of cost. Estimations are predicated on a worse case basis on information to hand at 31 March 2023. In many cases, actual costs turn out less than the carrying provision, however in some cases settlement and costs turn out to be higher than the carrying provision as more information regarding an event becomes available.

5. Intra group Funding Arrangement Between the PCC and Chief Constable

The background and principles that underpin the accounting arrangements and create the need for an intra-group adjustment have been set out in the Narrative Report.

The PCC received all funding on behalf of the Group; at no time, under the current arrangements, does the Chief Constable hold any cash or reserves. However, it is felt that to accurately represent the substance of the financial impact of the day-to-day control exercised by the Chief Constable over policing it is necessary to capture the costs associated with this activity in the Chief Constable's CIES. A consequence of this is that the employment liabilities associated with police officers and police staff are also contained in the Chief Constable's CIES and the accumulative balances are held on the Chief Constable's Balance Sheet. All other assets and liabilities are held on the PCC's Balance Sheet.

Whilst no actual cash changes hands the PCC has undertaken to fund the resources consumed by the Chief Constable. The PCC effectively makes all payments from the Police Fund. To reflect this position in the Accounts, funding from the PCC offsets cost of service expenditure contained in the Chief Constable's CIES. This intra-group adjustment is mirrored in the PCC's CIES. The financial impact associated with the costs of the employment liabilities are carried on the balance sheet in accordance with the Code and added to the carrying value of the Pensions Liability and Accumulated Absences Liability.

6. Notes to the Expenditure and Funding Analysis

Adjustments between the CIES and the General Fund – Group

Adjustment for Capital Purposes	Net Change for the Pensions Adjustments	Other Differences	Total Adjustments 2021/22	Group Position	Adjustment for Capital Purposes	Net Change for the Pensions Adjustments	Other Differences	Total Adjustments 2022/23
£000	£000	£000	£000		£000	£000	£000	£000
-	38,478	(15)	38,463	Constabulary	-	27,940	(117)	27,823
8,567	206	-	8,773	Office of the PCC	17,691	234	-	17,925
-	-	-	-	PCC commissioning	-	-	-	-
8,567	38,684	(15)	47,236	Net Cost of Police Services	17,691	28,174	(117)	45,748
(7,439)	20,319	(1,273)	11,608	Other income and expenditure	(5,913)	33,883	(321)	27,649
1,129	59,003	(1,288)	58,844	Difference between General Fund Deficit / (Surplus) & CIES Deficit / (Surplus)	11,778	62,058	(438)	73,398

Adjustments between the CIES and the General Fund – PCC

Adjustment for Capital Purposes	Net Change for the Pensions Adjustments	Other Differences	Total Adjustments 2021/22	Office of the PCC	Adjustment for Capital Purposes	Net Change for the Pensions Adjustments	Other Differences	Total Adjustments 2022/23
£000	£000	£000	£000		£000	£000	£000	£000
8,567	206	-	8,773	Office of the PCC	17,691	234	-	17,925
-	-	-	-	PCC commissioning	-	-	-	-
8,567	206	-	8,773	Net Cost of Police Services	17,691	234	-	17,925
(7,439)	62	(1,273)	(8,649)	Other income and expenditure	(5,913)	68	(321)	(6,166)
1,129	268	(1,273)	124	Difference between General Fund Deficit / (Surplus) & CIES Deficit / (Surplus)	11,778	302	(321)	11,759

Expenditure and Income Analysed by Nature

Total Constab' £000	Total Office of the PCC £000	Total PCC's Comm' £000	Total Group 2021/22 £000	Total PCC 2021/22 £000		Total Constab' £000	Total Office of the PCC £000	Total PCC's Comm' £000	Total Group 2022/23 £000	Total PCC 2022/23 £000
Expenditure										
202,192	899	663	203,753	1,562	Employee benefits expenses	202,836	1,022	698	204,556	1,720
32,791	2,733	2,714	38,238	5,447	Other service expenditure	39,400	3,330	3,119	45,849	6,448
-	8,567	-	8,567	8,567	Depreciation, amortisation & impairment	-	17,691	-	17,691	17,691
40,831	62	-	40,893	62	Net pensions interest cost	54,122	44	-	54,166	44
-	6,723	-	6,723	6,723	Interest payments	-	6,926	-	6,926	6,926
-	2	-	2	2	(Gains) / losses from derecognition of financial assets carried at amortised cost	-	-	-	-	-
-	-	-	-	-	Loss on the disposal of assets	-	126	-	126	126
275,813	18,987	3,377	298,177	22,364	Total Expenditure	296,359	29,138	3,817	329,314	32,955
Income										
(8,885)	(220)	(304)	(9,409)	(524)	Fees, charges and other service income	(10,681)	(268)	(491)	(11,441)	(760)
-	(45)	-	(45)	(45)	Interest and investment income	-	(454)	-	(454)	(454)
-	(84,161)	-	(84,161)	(84,161)	Income from council tax	-	(88,437)	-	(88,437)	(88,437)
(14,957)	(130,391)	(1,616)	(146,964)	(132,006)	Government grants and contributions	(17,544)	(135,490)	(1,817)	(154,852)	(137,308)
-	(126)	-	(126)	(126)	Gain on the disposal of assets	-	-	-	-	-
(23,842)	(214,944)	(1,919)	(240,705)	(216,863)	Total Income	(28,225)	(224,650)	(2,308)	(255,184)	(226,959)
251,971	(195,957)	1,458	57,472	(194,499)	Deficit/(Surplus) on the Provision of Services	268,133	(195,512)	1,508	74,130	(194,004)
	193,251			193,251	Intra Group Funding		206,493			206,493
	(2,706)	1,458		(1,248)	Deficit/(Surplus) on the Provision of Services after Intra Group Funding (Total PCC Only)		10,981	1,508		12,489

7. Government Grants

The following grants and contributions were credited to the CIES during the year:

	Group		PCC	
	Amount Receivable for 22/23 £000	Amount Receivable for 21/22 £000	Amount Receivable for 22/23 £000	Amount Receivable for 21/22 £000
Credited to Taxation and Non Specific Grant Income				
General police grant	61,806	58,303	61,806	58,303
Council tax support grant	7,877	7,877	7,877	7,877
Council tax freeze grant	1,428	1,428	1,428	1,428
Council tax compensation grant	-	(63)	-	(63)
Capital grants and contributions	13	237	13	237
Former DLUHC funding	34,492	32,561	34,492	32,561
Precepts	88,437	84,161	88,437	84,161
	194,052	184,503	194,052	184,503
Credited to Other Operating Expenditure				
Home Office contribution to police pensions	20,307	20,574	20,307	20,574
	20,307	20,574	20,307	20,574
Credited to Services				
Police incentivisation	269	337	-	-
PFI grants (OCC and PICs)	6,758	6,758	6,758	6,758
Specific grant for police pensions	1,565	1,565	-	-
Vulnerability Coordination Centre	1,604	1,401	-	-
Serious Violence Duty	30	-	-	-
Other specific grants	18,633	15,889	4,526	4,235
	28,859	25,950	11,285	10,993

Other specific grants credited to services for the Group include £2.0m Operation Hydrant, a Specific Home Office Grant of £3.7m, £4.7m TOEX (tackling organised exploitation) grant, £1.9m Operation Uplift and a £1.5m Ministry of Justice Grant, the latter was wholly credited to services for the PCC.

8. Employees' Remuneration

The numbers of employees and senior police officers (Chief Superintendent and above) whose remuneration exceeded £50k in 2022/23 were as follows:

Group		OPCC	
2022/23	2021/22	2022/23	2021/22
		Remuneration	
22	20	£50,000 - £54,999	1
11	8	£55,000 - £59,999	1
8	10	£60,000 - £64,999	-
3	3	£65,000 - £69,999	1
8	5	£70,000 - £74,999	-
4	2	£75,000 - £79,999	2
3	1	£80,000 - £84,999	-
1	3	£85,000 - £89,999	-
4	4	£90,000 - £94,999	-
4	3	£95,000 - £99,999	-
1	1	£105,000 - £109,999	-
-	1	£110,000 - £114,999	-
2	-	£115,000 - £119,999	-
-	1	£120,000 - £124,999	-
1	-	£125,000 - £129,999	1
2	1	£130,000 - £134,999	-
-	1	£135,000 - £139,999	-
-	1	£160,000 - £164,999	-
1	-	£170,000 - £174,999	-

In addition to the above the Accounts and Audit Regulations 2015 require a detailed disclosure of employees' remuneration for relevant police officers, those holding statutory office and other persons with a responsibility for management of the PCC. Officers listed in the table below are also included in the above banding disclosure note.

	Salaries Fees and Allowances £000	Employers Pension Contributions £000	Benefits in Kind £000	Total £000
2022/23				
Position held				
• Chief Constable - Paul Sanford	172	48	-	220
• Deputy Chief Constable (from 28.4.22)	133	39	1	173
Temporary Deputy Chief Constable (to 28.4.22)				
• Assistant Chief Constable	131	34	-	165
• Temporary Assistant Chief Constable (from 5.9.22)	107	29	-	136
• Temporary Assistant Chief Constable (from 1.1.23 to 1.2.23)	98	29	-	127
• Assistant Chief Officer	116	19	-	135
• Police and Crime Commissioner	77	13	-	90
• Chief Executive (PCC)	126	22	-	148
• CFO (PCC) - 0.6 FTE	59	10	-	69
2021/22				
Position held				
• Chief Constable - Simon Bailey (to 30.6.21)	45	-	1	46
• Chief Constable - Paul Sanford (from 2.12.21)	160	42	4	206
Temporary Chief Constable (from 1.7.21 to 1.12.21)				
Deputy Chief Constable (to 30.6.21)				
• Temporary Deputy Chief Constable (from 14.6.21)	129	37	2	168
Assistant Chief Constable (to 13.6.21)				
• Assistant Chief Constable	135	37	-	172
• Temporary Assistant Chief Constable (to 13.6.21)	97	28	-	125
• Assistant Chief Officer	113	19	-	132
• Police and Crime Commissioner (to 12.5.21)	8	-	-	8
• Police and Crime Commissioner (from 13.5.21)	65	11	-	76
• Chief Executive (PCC)	120	21	-	141
• CFO (PCC) - 0.6 FTE	48	9	-	57

"Remuneration" is defined, by regulation, as "all amounts paid to or receivable by an employee and includes sums due by way of expenses allowance (so far as those sums are chargeable to United Kingdom income tax) and the estimated money value of any other benefits received by an employee otherwise than in cash."

During 2022/23 a Suffolk Constabulary officer acted until 4.9.22 as a Temporary ACC in a joint capacity, Norfolk Constabulary contributed 56.4% towards the cost of this post.

During 2022/23, a chief officer from Norfolk Constabulary acted as an Assistant Chief Constable (ACC) from 5.9.22 in a joint capacity, Suffolk Constabulary contributed 43.6% towards the cost of this post.

The Regulations also require disclosure of compensation for loss of employment and other payments to relevant police officers. No amounts were paid to the above officers in respect of these categories.

The number of exit packages with total cost per band are set out in the table below.

Exit Package Cost Band including Special Payments £000	Number of Compulsory Redundancies		Number of Other Agreed Departures		Total Number of Exit Packages		Total Value of Exit Packages	
	2022/23	2021/22	2022/23	2021/22	2022/23	2021/22	2022/23 £000	2021/22 £000
Group								
0-20	-	16	1	2	1	18	5	188
20-40	2	10	-	-	2	10	71	275
40-60	-	1	-	-	-	1	-	42
	2	27	1	2	3	29	75	505

9. Related Party Transactions

The PCC is required to disclose material transactions with bodies or individuals that have the potential to control or influence the PCC or to be controlled or influenced by the PCC.

During 2022/23 there were no material related party transactions involving officers of the PCC or senior officers of the Constabulary, other than those included under employee's remuneration set out in Note 8 of these financial statements. The PCC and other senior officers have been written to requesting details of any related party transactions and there are no disclosures.

Central Government has effective control over the general operations of the PCC, it is responsible for providing the statutory framework within which the PCC operates, provides the majority of its funding and prescribes the terms of many of the transactions that the PCC has with other parties. Income from central government is set out in Note 7 of these financial statements.

Norfolk and Suffolk Constabularies have implemented significant collaborative arrangements, these are fully disclosed in Note 10.

No other material transactions with related parties have been entered into except where disclosed elsewhere in the accounts.

10. Collaborative Arrangements

Local Collaboration

Both Norfolk and Suffolk Constabularies are collaborating extensively across a range of service areas. At the point where collaborative opportunities are identified as able to deliver efficiencies, savings or improved service then the PCC is required to give their approval to collaborate. This is recognised by Norfolk and Suffolk alike.

The PCCs consider issues of mutual interest and discharge their governance responsibilities in line with the Scheme of Governance and Consent. The agreed shared costs of fully collaborated units that arose during the year were as follows:

	Business Support £000	Justice Services £000	Protective Services £000	County Policing £000	Total £000
2022/23					
Suffolk PCC	21,714	12,966	17,351	539	52,570
Norfolk PCC	28,089	16,773	22,444	697	68,003
Total shared running costs	49,803	29,739	39,795	1,236	120,573
2021/22					
Suffolk PCC	19,983	12,217	16,227	555	48,982
Norfolk PCC	26,167	15,998	21,249	726	64,141
Total shared running costs	46,150	28,216	37,477	1,281	113,123

Regional Collaboration

Collaboration within the region has been pursued for a number of years. Since the introduction of PCCs, the six PCCs from the region have met quarterly as a group with their Chief Constables and Chief Executives. All collaborations that have been entered into have a collaboration agreement which specifies the formalities of the collaboration arrangements in relation to specific collaborations.

Since October 2015 the six police areas in the region have been joined by Kent in the 7Force Strategic Collaboration Programme. This has been formalised in a collaboration agreement entered into between the PCCs and Chief Constables of the seven police areas. The agreement is for an indefinite duration.

The net expenditure incurred by each force in relation to ERSOU (Eastern Region Specialist Operation Unit) is as follows:

	Total 2022/23 £000	Total 2021/22 £000 Restated
Operating costs	30,057	24,703
Specific Home Office grant	(10,479)	(6,785)
Total deficit for the year	19,578	17,918
Contributions from forces:		
Bedfordshire	(2,112)	(2,016)
Cambridgeshire	(2,655)	(2,572)
Essex	(2,661)	(2,059)
Hertfordshire	(3,788)	(3,655)
Kent	(3,044)	(2,488)
Norfolk	(3,001)	(2,908)
Suffolk	(2,317)	(2,220)
	-	-

7F Collaboration

The Business Case to collaborate 7F Commercial Services was agreed at the Eastern Region Summit on 10 July 2018.

During 2019/20, procurement services across the Seven Forces; Bedfordshire, Cambridgeshire, Essex, Hertfordshire, Kent, Norfolk and Suffolk were collaborated to a single 7F Commercial Services function. This is the first full seven force function to go live across the eastern region.

As a partnership of seven forces, this created the second largest contracting body in police procurement nationally. This provides greater economies of scale and better presence and 'buying power' for value for money contracts in the market place.

The 7F Commercial Service vision is to enable the delivery of an effective police service and provide support for victims of crime in the eastern region by procuring and managing a high quality, value for money supply chain.

The net expenditure incurred by each force is as follows:

	Total	Total
	2022/23	2021/22
	£000	£000
Operating costs	3,869	2,248
Contributions from forces:		
Bedfordshire	339	187
Cambridgeshire	427	240
Hertfordshire	608	340
Essex	798	488
Kent	844	517
Norfolk	482	270
Suffolk	372	206
	3,869	2,248

National Collaboration

West Yorkshire Police is the lead force for the National Police Air Service (NPAS). Police staff engaged in provision of the service were employed by the Commissioner and police officers were seconded to West Yorkshire Police. Expenditure relating to NPAS incurred by forces will be charged to West Yorkshire and they will charge forces for the service. The Home Office provides a capital grant to cover the capital investment required.

The service is governed by a section 22A collaboration agreement and is under the control of a Strategic Board made up of Commissioners and Chief Constables from each region. The Board determines the budget and the charging policy and monitors performance.

During the year £152k was payable to West Yorkshire PCC in respect of the NPAS service provided.

11. Council Tax

The Norfolk district, city and borough councils are required to collect the amount of council tax determined by the PCC for policing the county. In 2022/23 the precept, including the estimated 2021/22 collection fund surplus / (deficit), was paid to the PCC during the year and amounted to £88.1m distributed as shown below. The Code requires that Council Tax income included in the CIES for the year should be prepared on an accruals basis. The cash received from the billing authorities is therefore adjusted for the PCC's share of the outturn opening and closing balances on the Collection Fund. These adjustments are however then taken to the Collection Fund Adjustment Account and included as a reconciling item in the MiRS to ensure that only the statutory amount is credited to the General Fund. The figures credited to the CIES are broken down as follows:

	Outturn surplus /				Total
	Received (deficit) on Collection		Fund at		
	from Billing Authority	31 March 2022	31 March 2023	2022/23	
2021/22 £000	£000	£000	£000	£000	
12,454 Breckland	12,999	102	251	13,148	
13,060 Broadland	13,789	188	118	13,720	
14,571 Kings Lynn & West Norfolk	15,227	20	(12)	15,195	
10,405 Norwich	10,883	50	168	11,001	
8,082 Great Yarmouth	8,502	33	8	8,477	
11,451 North Norfolk	11,822	27	125	11,921	
14,139 South Norfolk	14,892	157	240	14,975	
84,161	88,116	576	898	88,437	

The Code of Practice also requires the PCC to account for its share of net council tax arrears and prepayments within the Balance Sheet. This is offset within the Balance Sheet by an associated balance that reflects the difference between the net attributable share of cash received by the billing authorities from council tax debtors / creditors and the amounts paid to the PCC. The amounts owed to / from billing authorities in respect of council tax at the year-end were as follows:

Balance at 31 March 2022 £000	Collection Fund £000	Net Arrears £000	Pre- payments £000	Balance at 31 March 2023 £000
278 Breckland	(251)	646	(215)	180
(220) Broadland	(118)	163	(171)	(127)
365 Kings Lynn & West Norfolk	12	670	(307)	375
66 Norwich	(168)	445	(332)	(55)
426 Great Yarmouth	(8)	636	(233)	396
108 North Norfolk	(125)	341	(214)	2
5 South Norfolk	(240)	405	(232)	(67)
1,030	(898)	3,307	(1,705)	703

12. External Audit Fees

The Group fees payable in respect of external audit services were as follows:

2021/22	2022/23
£000	£000
The Group has incurred the following costs in relation to the audit of the Statement of Accounts	
26 The PCC for Norfolk	34
14 The PCC for Norfolk scale fee variation 2019/20	-
23 The PCC for Norfolk scale fee variation 2020/21	-
12 The Chief Constable of Norfolk	16
7 The Chief Constable for Norfolk scale fee variation 2019/20	-
9 The Chief Constable for Norfolk scale fee variation 2020/21	-
90	51

The PCC fees payable in respect of external audit services are identified separately in the above table.

The scale fee set by PSAA has been reduced by £2.6k (£1.7k for the PCC and £0.8k for the Chief Constable), this has not been received as a cash rebate. The net value is payable to the external auditors. In 2021/22 a cash rebate was received from PSAA to the value of £7.4k (£5.1k for the PCC, £2.3k for the Chief Constable).

No audit fees have been payable for non-audit work.

13. Non-Current Assets

Land and buildings	Vehicles plant and equipment	Assets under construction	Total		Land and buildings	Vehicles plant and equipment	Assets under construction	Surplus assets	Total
£000	£000	£000	£000		£000	£000	£000	£000	£000
Property, Plant & Equipment									
Historic cost or revaluation									
79,670	34,836	3,586	118,092	Balance at 1 April	81,311	36,338	8,228	-	125,877
(271)	24	(260)	(508)	Reclassifications	12,504	138	(12,892)	49	(202)
808	4,723	4,902	10,433	Additions	955	4,556	5,460	-	10,971
(118)	(3,244)	-	(3,362)	Derecognition - disposals	(287)	(2,861)	-	-	(3,148)
1,222	-	-	1,222	Revaluation gains / losses	(631)	-	-	51	(580)
81,311	36,338	8,228	125,877	Balance at 31 March	93,852	38,171	796	100	132,919
Depreciation and impairments									
1,835	20,944	-	22,778	Balance at 1 April	2,163	22,171	-	-	24,334
(1)	-	-	(1)	Reclassifications	(7)	14	(18)	7	(4)
(2,351)	-	-	(2,351)	Depreciation written out on revaluation	(2,345)	-	-	(7)	(2,351)
(118)	(3,084)	-	(3,202)	Derecognition - disposals	(9)	(2,743)	-	-	(2,752)
2,798	4,312	-	7,110	Depreciation for the year	3,277	4,172	18	-	7,467
2,163	22,171	-	24,334	Balance at 31 March	3,081	23,614	-	-	26,694
77,835	13,892	3,586	95,314	Opening net book value	79,148	14,167	8,228	-	101,543
79,148	14,167	8,228	101,543	Closing net book value	90,771	14,557	796	100	106,225
Revaluation movements above are reflected in the CIES as follows:									
	519			Charged / (credited) to the Net Cost of Services					9,710
	(4,092)			Charged / (credited) to Other Comprehensive Income and Expenditure					(11,481)
	(3,573)								(1,771)

Assets under construction are assets that are not yet operationally complete, the balance relates to expenditure on land and buildings (£654k) and IT systems (£142k).

Included in land and buildings is land at Bury St Edmunds on which a Police Investigation Centre (PIC) has been built. Suffolk PCC has legal title to this land; however, Norfolk PCC owns 30% of the beneficial interest in the land, with the remaining 70% owned by Suffolk PCC, who is co-occupier of the centre. Therefore only 30% of the current value of the land is included in the table above, amounting to £416k. The PCC also holds legal title to land at Great Yarmouth on which a PIC has been built, however 50% of the beneficial interest of this land is held by Suffolk PCC. The current value of this land in the balance sheet amounts to £315k. The depreciation and amortisation policy is set out in Note 1. Assets have been depreciated on a straight-line basis over their economic useful lives.

Intangible Assets

Software licences and IT systems 31 March 2022 £000		Software licences and IT systems 31 March 2023 £000
<u>Purchased intangible assets</u>		
Historic cost or revaluation		
7,042	Balance at 1 April	7,661
237	Reclassifications	202
495	Additions	220
(114)	Derecognition - disposals	(27)
7,661	Balance at 31 March	8,056
<u>Amortisation</u>		
4,601	Balance at 1 April	5,507
938	Amortisation for the year	514
-	Reclassifications	4
(33)	Derecognition - disposals	(27)
5,507	Balance at 31 March	5,998
2,441	Opening net book value	2,154
2,154	Closing net book value	2,058

Valuations

Land and Buildings

The freehold and leasehold properties of the PCC's property portfolio are individually valued as part of a rolling 5-year programme, significant properties are valued annually. The valuations carried out by the PCC's professional advisors, NPS Property Consultants, are in accordance with their appraisal and valuation manual. Their valuer is a qualified member of the Royal Institute of Chartered Surveyors (RICS).

In order to calculate buildings depreciation, the valuers have provided separate valuations for the land and building elements of each property valuation. The valuers also provide an estimate of the remaining economic useful life of the assets. They are also asked to carry out an annual review of the remaining properties on which no formal valuation was carried out in the year.

Plant and machinery which are part of the building or property (for example, central heating systems) have been included in valuations. This is in accordance with appendices to Practice Statements of the RICS appraisal valuation manual. Moveable plant, machinery, fixtures and fittings, which do not form part of the building, have been excluded from the valuations of land and buildings.

Non-specialised operational properties were valued on the basis of existing use value (EUV). Specialised operational properties should also be valued on an EUV basis, or where this could not be assessed because there was no market for the subject asset, they were valued according to the depreciated replacement cost.

Vehicles, Plant and Equipment and Software Licences

Vehicles, plant and equipment and software licences are valued at depreciated historic cost as a proxy for current value. The breakdown of the current value of property, plant and equipment by valuation basis at the year-end is as follows:

	Other land and buildings £000	Vehicles plant and equipment £000	Assets under con- -struction £000	Surplus assets £000	Total £000
Carried at historical cost	754	14,557	796	-	16,107
Valued at fair value during year ended:					
31 March 2023	80,711	-	-	100	80,811
31 March 2022	4,166	-	-	-	4,166
31 March 2021	1,861	-	-	-	1,861
31 March 2020	525	-	-	-	525
31 March 2019	1,771	-	-	-	1,771
31 March 2018	983	-	-	-	983
Balance at 31 March 2022	90,771	14,557	796	100	106,225

14. Financing of Capital Expenditure

Capital financing is accounted for on an accruals basis. The sources of capital finance in 2022/23 are set out below:

2021/22	2022/23
£000	£000
92,888	96,107
Opening capital financing requirement	
Capital investment:	
495	220
Intangible fixed assets	
5,531	5,512
Operational assets	
4,902	5,460
Non operational assets	
Sources of finance:	
(467)	(270)
Capital receipts	
(265)	(201)
Government grants and other contributions	
(4,742)	(3,310)
Direct revenue contributions	
(2,236)	(2,614)
Revenue provision including MRP	
96,107	100,904
Closing capital financing requirement	
Explanation of movements in year	
3,219	4,796
Increase / (decrease) in underlying need to borrow	
3,219	4,796
Increase / (decrease) in capital financing requirement	

The Minimum Revenue Provision (MRP) is a mechanism to set aside revenue funds for the redemption of debt. The Local Authorities (Capital Finance and Accounting) Regulations 2015 are issued under Section 21 of the Local Government Act 2003 and now allow authorities a variety of options in calculating their MRP. The options chosen were that MRP calculated using Option 2 be used for capital expenditure up to and including 31 March 2008 and Option 3 for all capital expenditure thereafter. Option 3 results in MRP being charged over the asset's remaining useful life. Accounting for PFIs and Finance Leases require that on balance sheet assets are also funded through MRP, the amount charged is equivalent to the capital element of the liability repaid during the year. The total amount charged to MRP in 2022/23 was £2,614k (2021/22 - £2,236k).

15. Private Finance Initiative

Operations and Communications Centre at Wymondham

The PCC is committed to making payments under a contract with a consortium for the use of Jubilee House, Operations and Communications Centre at Wymondham until 2037. The actual level of payments is dependent on availability of the site and provision and delivery of services within. The estimated cost covers the contract standard facilities management provision. The contract, which is for a period of 35 years starting from 2001, has an option at contract end date to purchase the property at open market value or to negotiate with the PFI provider to extend the contract for up to a further 2 periods of 15 years, or of terminating the contract. The PCC makes an agreed payment each year which is increased by inflation and can be reduced if the contract fails to meet availability and performance standards in any year but which is otherwise fixed. The payment recognised in the Chief Constable accounts for the services element during 2022/23 was £1.541m (£1.503m in 2021/22). Payments remaining to be made under the PFI contract at 31 March 2023 (excluding any estimation of inflation and availability / performance deductions) are as follows:

	Revenue Services £000	Capital Payments £000	Interest £000	Total £000
Payable in 2023/24	1,580	773	2,614	4,968
Payable within two to five years	6,239	4,094	9,457	19,790
Payable within six to ten years	8,260	8,399	8,539	25,199
Payable within eleven to fifteen years	6,814	9,413	2,557	18,784
	22,894	22,679	23,167	68,740

Although the payments made to the contractor are described as unitary payments, they have been calculated to compensate the contractor for the fair value of the services they provide, the capital expenditure incurred and the interest payable whilst the capital remains to be reimbursed.

Police Investigation Centres (PIC)

During the financial years 2010/11 to 2040/41 the Norfolk and Suffolk PCCs are committed to making payments under a contract with a consortium for the use of the six PICs. The actual level of payments will be dependent on the availability of the site and provision and delivery of services within. The contract is for 30 years. As the end of this term the properties revert to the two Groups.

Norfolk and Suffolk PCCs have agreed to pay for these services on an agreed percentage in accordance with the total number of cells within the 6 properties located in the two Counties – this being Norfolk 58.2% and Suffolk 41.8%. The payment recognised in the Chief Constable accounts is for the net services element which during 2022/23 amounted to £1.104m (£1.489m in 2021/22). This figure includes a credit received from Cambridgeshire Police for £0.539m in respect of services provided at the Kings Lynn PIC.

A summary of the sites, their initial contract capital value and the respective PCC interest in each site is shown in the table below:

Sites and opening dates	Norfolk Cells	Suffolk Cells	Cambridge -shire Cells	Capital	Norfolk	Historic Cost
				Contract Value £000	31 March 2023 £000	31 March 2022 £000
Aylsham - 28.2.11	8	-	-	6,967	6,967	6,967
Wymondham - 4.4.11	30	-	-	11,398	11,398	11,398
Kings Lynn - 25.4.11	16	-	8	10,749	10,749	10,749
Ipswich - 6.6.11	-	30	-	12,012	-	-
Bury St Edmunds - 4.7.11	8	16	-	10,621	3,540	3,540
Gt Yarmouth - 7.11.11	15	15	-	12,680	6,340	6,340
	77	61	8	64,427	38,994	38,994

The PCC makes an agreed payment each year which is increased by inflation and can be reduced if the contractor fails to meet availability and performance standards in any year but which is otherwise fixed. Payments remaining to be made under the PFI contract at 31 March 2023 (which exclude any availability / performance deductions or amounts receivable from Cambridgeshire Police), are shown in the following table.

	Revenue Services £000	Capital Payments £000	Contingent		Total £000
			Interest £000	Rent £000	
Payable in 2023/24	1,797	1,137	2,498	135	5,567
Payable within two to five years	10,614	3,373	9,204	(345)	22,847
Payable within six to ten years	13,421	7,066	9,510	(23)	29,974
Payable within eleven to fifteen years	13,654	11,127	6,200	758	31,739
Payable within sixteen to twenty years	10,887	8,068	1,223	(767)	19,411
	50,373	30,771	28,636	(242)	109,538

Although the payments made to the contractor are described as unitary payments, they have been calculated to compensate the contractor for the fair value of the services they provide, the capital expenditure incurred and the interest payable whilst the capital remains to be reimbursed.

The movement in the capital liability on the Norfolk PCC Balance Sheet during the year is shown in the following table:

	31 March 2023 £000	31 March 2022 £000
PFI - PICs		
Balance outstanding at the beginning of the year	31,848	32,609
Capital repayments during the year	(1,076)	(761)
Balance outstanding at year end	30,771	31,848
PFI - OCC		
Balance outstanding at the beginning of the year	23,373	23,994
Capital repayments during the year	(693)	(622)
Balance outstanding at year end	22,679	23,373
Total balance outstanding at year end	53,451	55,220
Made up as follows:		
Due in less than one year	1,910	1,770
Due in more than one year	51,540	53,451
	53,451	55,220

The net book value of the assets capitalised as part of the OCC and PIC PFI contracts is made up as follows:

	31 March 2023 £000	31 March 2022 £000
Net book value at the beginning of the year	45,507	44,563
Additions	-	-
Revaluations during the year	8,803	3,022
Depreciation during the year	(2,563)	(2,079)
Net book value at the end of the year	51,747	45,507

16. Retirement Benefits

Participation in pension schemes

Pension and other benefits are available to all PCC and Constabulary personnel under the requirements of statutory regulations. Four defined benefit pension schemes are operated:

- a) The Local Government Pension Scheme (LGPS) for PCC and Constabulary police staff, administered by Norfolk County Council – this is a funded defined benefit scheme, meaning that the employers and employees pay contributions into a fund. Contributions are calculated at a level intended to balance the pension liabilities with investment assets.

From April 2014 the LGPS changed to a career average defined benefit scheme, so that benefits accrued are worked out using the employee's pay each scheme year rather than the final salary. This applies to all membership which builds up from 1 April 2014, but all pensions in payment or built up before April 2014 are protected. Employee contributions are determined by reference to actual pensionable pay and are tiered between 5.5% and 12.5%.

- b) The Police Pension Scheme (PPS) for police officers who joined before April 2006. The Employee contributions are 14.25%-15.05% of salary and maximum benefits are achieved after 30 years' service. Contribution rates are dependent on salary.
- c) The New Police Pension Scheme (NPPS) for police officers who either joined from April 2006 or transferred from the PPS. The employee contributions are 11.00%-12.75% of salary and maximum benefits are achieved after 35 years' service. Contribution rates are dependent on salary.
- d) The Police Pension 2015 Scheme for police officers is a Career Average Revalued Earnings (CARE) scheme for those who either joined from April 2015 or transferred from PPS or NPPS. The employee contributions are 12.44%-13.78% of salary and the Normal Pension Age is 60 although there are protections for eligible officers to retire earlier. Contribution rates are dependent on salary.

All police pension schemes are unfunded defined benefit schemes, meaning that there are no investment assets built up to meet pension liabilities. Employees' and employer's contribution levels are based on percentages of pensionable pay set nationally by the Home Office and are subject to triennial revaluation by the Government Actuary's Department. The actuarial valuation has set the employer contribution rate for all three police pension schemes from 1 April 2019 as 31% of pensionable pay. A pensions top-up grant from the Home Office is received which funds contributions to a level of 21.3% and in 2022/23 a specific grant of £1.6m was received to part fund the cost of the recent change in contribution rates. The CIES meets the costs of injury awards and the capital value of ill-health benefits.

The PCC is also required to maintain a Police Pension Fund Account. Employer and employee contributions are credited to the account together with the capital value of ill-health retirements and transfer values received. Pensions and other benefits (except injury awards) and transfer values paid are charged to this account. If the account is in deficit at 31 March in any year, the Home Office pays a top-up grant to partially cover it. If there is a surplus on the account, then that has to be paid to the Home Office.

Transactions relating to post-employment benefits

The cost of retirement benefits is recognised in the Net Cost of Services when they are earned by employees, rather than when the benefits are eventually paid as pensions. However, the charge required against council tax is based on the cash payable in the year, so the real cost of retirement is reversed out of the General Fund in the MiRS.

The note below contains details of the Group's operation of the Local Government Pension Scheme (administered by Norfolk County Council) and the Police Pension Schemes in providing police staff and police officers with retirement benefits. In addition, the Group has arrangements for the payment of discretionary benefits to certain retired employees outside of the provisions of the schemes.

The following transactions have been made in the CIES and the General Fund via the MiRS during the year:

	Group				PCC	
	LGPS	Police Pension Schemes		LGPS		
	2022/23 £000	2021/22 £000	2022/23 £000	2021/22 £000	2022/23 £000	2021/22 £000
Comprehensive Income and Expenditure Statement						
Cost of services:						
Current service costs	20,744	21,600	39,970	48,070	453	405
Past service costs	184	-	-	-	-	-
Financing and investment income and expenditure:						
Net interest expense	3,490	3,313	50,700	37,580	68	62
Total post employment benefit charges to the surplus or deficit on the provision of service	24,418	24,913	90,670	85,650	521	467
Other post employment benefit charged to the CIES						
- Return on plan assets (excluding the amount included in the net interest expense)	11,562	(18,201)	-	-	174	(208)
- Actuarial gains / losses arising from changes in demographic assumptions	(2,290)	856	(33,820)	-	(36)	50
- Actuarial gains / losses arising from changes in financial assumptions	(180,898)	(33,199)	(645,140)	(25,300)	(3,180)	(577)
- Other	35,411	682	105,311	21,478	391	(65)
	(136,215)	(49,862)	(573,649)	(3,822)	(2,651)	(800)
Total post employment benefit charged to the CIES	(111,797)	(24,949)	(482,979)	81,828	(2,130)	(333)
Movement in Reserves Statement (MIRS):						
Reversal of net charges made to the CIES for post employment benefits in accordance with the Code	111,797	24,949	482,979	(81,828)	2,130	333
Actual amount charged against the General Fund Balance for pensions in the year:						
Employers' contributions payable to scheme	9,379	8,962	43,651	42,598	219	199
Memo						
Retirement benefits payable to pensioners	(6,091)	(5,869)	(53,071)	(51,378)	(58)	(31)

Assets and liabilities in relation to retirement benefits

Reconciliation of present value of the scheme liabilities

	Group				PCC	
	Local Government Pension Scheme		Police Pension Schemes		Local Government Pension Scheme	
	2022/23 £000	2021/22 £000	2022/23 £000	2021/22 £000	2022/23 £000	2021/22 £000
Opening balance at 1 April	416,313	419,832	1,915,920	1,876,690	6,705	5,825
Current service cost	20,744	21,600	39,970	48,070	453	405
Interest cost	11,683	8,789	50,700	37,580	191	124
Contributions by scheme participants	2,925	2,725	9,420	8,780	77	66
Remeasurement (gains) and losses:						
- Actuarial gains/losses arising from changes in financial assumptions	(180,898)	(33,199)	(645,140)	(25,300)	(3,180)	(577)
- Actuarial gains/losses arising from changes in demographic assumptions	(2,290)	856	(33,820)	-	(36)	50
- Other	23,923	1,579	105,311	21,478	380	843
Past service costs	184	-	-	-	-	-
Benefits paid	(6,091)	(5,869)	(53,071)	(51,378)	(58)	(31)
Effects of settlements	-	-	-	-	-	-
Closing balance at 31 March	286,493	416,313	1,389,290	1,915,920	4,532	6,705

Reconciliation of fair value of scheme assets

	Group				PCC	
	Funded Assets Local Government Pension Scheme		Unfunded Assets Police Pension Schemes		Funded Assets Local Government Pension Scheme	
	2022/23	2021/22	2022/23	2021/22	2022/23	2021/22
	£000	£000	£000	£000	£000	£000
Opening fair value of scheme assets at 1 April	294,958	264,566	-	-	4,352	2,940
Interest income	8,193	5,476	-	-	123	62
Remeasurement gain / (loss):						
- the return on plan assets, excluding the amount included in the net interest expense	(11,562)	18,201	-	-	(174)	208
- other	153	897	-	-	(11)	908
Contributions from employer	9,379	8,962	43,651	42,598	219	199
Contributions from employees into the scheme	2,925	2,725	9,420	8,780	77	66
Benefits paid	(6,091)	(5,869)	(53,071)	(51,378)	(58)	(31)
Effects of settlements	-	-	-	-	-	-
Closing fair value of scheme assets at 31 March	297,955	294,958	-	-	4,528	4,352

The total net pensions liabilities of £1,389m represent the long run commitments in respect of retirement benefits and results in the balance sheet showing net overall liabilities of £1,360m. However, the financial position of the PCC remains sound as the liabilities will be spread over many years as follows:

- The net liability on the local government scheme will be covered by contributions over the remaining working life of employees, as assessed by the scheme actuary.
- The net costs of police pensions which are the responsibility of the PCC will be covered by provision in the revenue budget and any costs above that level will be funded by the Home Office, under the change which came into effect from April 2006.

Actuarial losses on scheme assets represent the difference between the actual and expected return on assets, actuarial gains on scheme liabilities arise from more favourable financial assumptions. Due to the effects of the March 2022 triennial revaluation of the LGPS, there has been a swing from the pension fund being in a net liability position to now being in a net asset position which has resulted in an asset ceiling adjustment being made. IFRIC 14 states where there is a pension net asset an asset ceiling may be applied to the surplus on the pension fund. This limits the surplus recognised to the present value of any economic benefits available in the form of either refunds from the plan or reductions in future contributions. As the employer has no unconditional right to a refund from the Fund, there is no economic benefit available as a refund therefore the PCC has made a judgement to limit the surplus recognised in the accounts to the present value of reductions in future contributions. This adjustment is shown in the asset and liabilities table above as other movements on the asset. The other experience on obligations includes an allowance for the pension increase order applied to the funded obligation at April 2023 being different to the pension increase assumption adopted in the Employer's Schedule of results at the start of the period. Within this other experience item, the funded obligations have increased by £23.9m for the Group and £0.3m for the PCC.

The County Council is required to have a funding strategy for elimination of deficits, under regulations effective from 1 April 2005. The strategy allows deficits to be cleared over periods up to 20 years.

The Police Pension Schemes have no assets to cover their liabilities, the Group's share of the assets in the County Council Pension Fund are valued at fair value, principally market value for investments and consist of the categories in the following table.

Group				PCC			
Fair Value of Scheme Assets				Fair Value of Scheme Assets			
31 March 2023		31 March 2022		31 March 2023		31 March 2022	
£000	%	£000	%	£000	%	£000	%
4,975	1.67	4,177	1.42	76	1.67	62	1.42
2,561		2,978		39		44	
2,561	0.86	2,978	1.01	39	0.86	44	1.01
25,785		26,939		392		398	
4,429		4,152		67		61	
30,214	10.14	31,091	10.54	459	10.14	459	10.54
28,467	9.55	23,800	8.07	433	9.55	351	8.07
141,699		124,082		2,153		1,831	
57,473		85,202		873		1,257	
33,470		23,565		509		348	
0		0		0		0	
232,642	78.08	232,848	78.94	3,535	78.08	3,436	78.94
(904)		65		(14)		1	
(904)	(0.3)	65	0.02	(14)	(0.3)	1	0.02
297,955	100	294,958	100	4,528	100	4,352	100

Basis for estimating assets and liabilities

Liabilities have been assessed on an actuarial basis using the projected unit credit method, an estimate of the pensions that will be payable in future years dependent on assumptions about mortality rates, salary levels etc. Within the police schemes, the age profile of the active membership is not rising significantly, which means that the current service cost in future years will not rise significantly as a result of using the projected unit credit method.

The police officer schemes liabilities have been assessed by the Government Actuary's Department and the LGPS fund liabilities have been assessed by Hymans Robertson, an independent firm of actuaries. The actuary has confirmed that for police staff, there is no reason to believe that the age profile is rising significantly. The main assumptions used in their calculations are shown in this table.

The estimation of the defined benefit obligations is sensitive to the actuarial assumptions set out in this table. The sensitivity analyses below have been determined based on reasonably possible changes of the assumptions occurring at the end of the reporting period and assumes for each change that the assumption analysed changes while all others remain constant. The assumptions of longevity, for example, assume that the life expectancy increases or decreases for men and women. In practice, this is unlikely to occur and changes in some of the assumptions may be interrelated. The estimations in the sensitivity analyses have followed the accounting policies for the scheme, i.e. on an actuarial basis using the projected unit credit method. The methods and types of assumptions used in preparing the

following sensitivity analyses did not change from those used in the previous period.

	Group				PCC	
	Local Government Pension Scheme		Police Pension Schemes		Local Government Pension Scheme	
	2022/23	2021/22	2022/23	2021/22	2022/23	2021/22
Mortality assumptions:						
Longevity at 65 for current pensioners						
Men	21.2	21.9	21.9	22.1	21.1	21.9
Women	24.3	24.6	23.5	23.8	24.9	24.6
Longevity at 65 for future pensioners						
Men	22.7	22.9	23.5	23.8	23.4	22.9
Women	26.1	26.2	25.0	25.4	26.0	26.2
Rate of inflation (CPI)	2.95%	3.15%	2.60%	3.00%	2.95%	3.15%
Rate of increases in salaries	3.65%	3.85%	3.85%	4.75%	3.65%	3.85%
Rate of increase in pensions	2.95%	3.15%	2.60%	3.00%	2.95%	3.15%
Rate for discounting scheme liabilities	4.75%	2.75%	4.65%	2.65%	4.75%	2.75%
Rate of CARE revaluation	n/a	n/a	3.85%	4.25%	n/a	n/a

	Group				PCC	
	Local Government Pension Scheme		Police Pension Schemes		Local Government Pension Scheme	
	Approximate Increase to Employers Liability	Approximate Monetary Amount	Approximate Increase to Employers Liability	Approximate Monetary Amount	Approximate Increase to Employers Liability	Approximate Monetary Amount
	%	£000	%	£ million	%	£000
0.5% (PPS), 0.1% (LGPS) decrease in real discount rate	2.5%	6,125	8.0%	108	3.0%	98
1 year increase in member life expectancy	4.0%	11,430	2.5%	34	4.0%	152
0.5% (PPS), 0.1% (LGPS) increase in the salary increase rate	0.0%	764	1.0%	14	0.0%	12
0.5% (PPS), 0.1% (LGPS) increase in the pension increase rate	2.0%	5,449	7.5%	107	2.0%	88

Unlawful discrimination

On 16 July 2020 HM Treasury published their [Public service pension schemes consultation: changes to the transitional arrangements to the 2015 Schemes](#), which contained the proposed remedy regarding the McCloud/Sargeant remedy.

On 4 Feb 2021 HM Treasury published their [response](#) to the consultation. This response confirmed: that the legacy schemes would be closed from 31 March 2022; a remedy would be introduced for the period 2015-2022 based on a deferred choice underpin basis; and, eligibility criteria for members to access the remedy.

On 19 July 2021 the [Public Service Pensions and Judicial Offices Act 2022](#) was taken to the House of Lords. This received royal assent on 10 March 2022 and the [Act](#) came into force from 1 April 2022. HMT directions to accompany the act were published on 14th December 2022.

The Act closed the legacy schemes from 31 March 2022 and brings the retrospective remedy into force by 1 October 2023.

It is now for the Home Office to consult on the secondary regulations to bring the policy determined by the act into force from 1 October 2023, this consultation opened on 28 February and closes on 23 May 2023.

Claimants have lodged claims for compensation under two active sets of litigation, Aarons & Ors and Penningtons.

Aarons & Ors

The Government Legal Department settled the injury to feelings claims for Aarons on behalf of Chief Officers without seeking any financial contributions. Pecuniary loss claims have been stayed until the remedy is brought into force from 1 October 2023. The settlement of the injury to feelings claims for Aarons sets a helpful precedent.

Therefore, no liability in respect of compensation claims is recognised in these accounts.

Penningtons

As at 31 March 2023, it is not possible to reliably estimate the extent or likelihood of these claims being successful, and therefore no liability in respect of compensation claims is recognised in these accounts.

Remedy

The [Public Service Pensions and Judicial Offices Act 2022](#) (PSPJOA 2022) legislates for how the government will remove the discrimination identified by the courts in the way that the 2015 reforms were introduced for some members.

The main elements of the Act are:

- Changes implemented across all the main public service pension schemes in response to the Court of Appeal judgment in the McCloud and Sargeant cases:
- Eligible members of the main unfunded pension schemes have a choice of the benefits they wish to take for the “remedy period” of April 2015 to 31 March 2022.
- From 1 April 2022, when the remedy period ended, all those in service in main unfunded schemes will be members of the reformed pension schemes, ensuring equal treatment from that point on.
- Ensures there are no reductions to member benefits as a result of the 2016 cost control valuations.

Impact on pension liability

Allowing for all eligible members to accrue benefits from their legacy scheme during the remedy period has led to an increase in the Police Pension Scheme liabilities.

The impact of an increase in scheme liabilities arising from McCloud / Sargeant judgement is measured through the pension valuation process, which determines employer and employee contribution rates. The next Police Pension valuation is due to be reported in 2023/24, although this timetable is subject to change.

The impact of an increase in annual pension payments arising from McCloud / Sargeant is determined through the Police Pension Fund Regulations 2007. These require a police authority to maintain a pension fund into which officer and employer contributions are paid and out of which pension payments to retired officers are made. If the police pension fund does not have sufficient funds to meet the cost of pensions in year, the amount required to meet the deficit is then paid by the Secretary of State to the police authority in the form of a central government top-up grant.

Valuations

Scheme liabilities will be measured through the pension valuation process, which determines employer and employee contribution rates. The last LGPS valuation took place in 2022 and the police pension valuation took place in 2020. Implementation of the latter valuation is planned for 2023/24 and forces will need to plan for the impact of this on employer contribution rates alongside other changes identified through the valuation process.

Impact on the Group's cashflow

The objectives of the LGPS scheme, as set out in the funding strategy statement, are to keep employer's contributions at as constant a rate as possible. Norfolk County Council has agreed a strategy with the scheme's actuary to achieve a funding level of 100% over the next 20 years. The minimum employer contributions payable over the next year for the PCC for Norfolk Group is 21.2% (18% plus £1.320m 2021/22).

Estimated employer's contributions for 2023/24 amount to £9.367m on the LGPS and £41.5m on the Police schemes.

The weighted average duration of the defined benefit obligation for the LGPS is Group 21.0 years and PCC 23.0 years, 2022/23 (Group 25.0 years, PCC 27.0 years, 2021/22) and for the Police schemes is 17.0 years, 2022/23 (21.0 years, 2021/22).

17. Short-Term Investments

Surplus cash is invested for periods of up to one year in accordance with the approved treasury management policy. At 31 March 2023 temporary lending comprised:

	31 March 2023 £000	31 March 2022 £000
Money market and temporary cash deposits		
Banks	2,000	2,001
Total temporary lending	2,000	2,001
Represented by:		
Short term investments	2,000	2,001

18. Debtors, Prepayments and Deferred Costs

	31 March 2023 £000	31 March 2022 £000
Short term debtors:		
Trade receivables	1,411	522
Prepayments & deferred costs	8,700	5,096
Accrued income	9,471	6,329
Debtors relating to local taxation	3,555	3,262
Other receivable amounts	4,119	6,436
Balance at 31 March	27,256	21,645

19. Cash and Cash Equivalents

	31 March 2023 £000	31 March 2022 £000
Imprest accounts	68	68
Bank current accounts	(459)	1,839
Instant access deposits with banks	1,566	7,510
Deposit with a maturity date less than 3 months from acquisition	-	4,000
Balance at 31 March	1,175	13,416

20. Assets Held for Sale

	Current		Non-current	
	2022/23 £000	2021/22 £000	2022/23 £000	2021/22 £000
Balance at 1 April	492	321	-	-
Assets newly classified as held for sale:				
Property, plant and equipment	-	270	-	-
Assets sold	-	(99)	-	-
Balance at 31 March	492	492	-	-

21. Creditors

	Group		PCC	
	31 March 2023 £000	31 March 2022 £000	31 March 2023 £000	31 March 2022 £000
Short term creditors:				
Trade payables	4,660	2,634	4,660	2,634
Accruals and receipts in advance	10,995	10,617	9,537	9,041
Creditors relating to local taxation	2,658	2,686	2,658	2,686
Other payables	5,348	5,610	5,348	5,610
Balance at 31 March	23,661	21,546	22,202	19,971

22. Reconciliation of Revenue Cash Flow

Group 2021/22		PCC 2021/22			Group 2022/23		PCC 2022/23	
£000	£000	£000	£000		£000	£000	£000	£000
				Adjustment for non cash or cash equivalent items within deficit on provision of services:				
8,567		8,567		Depreciation and impairments	17,691		17,691	
(126)		(126)		Profit and loss on disposal of fixed assets	126		126	
59,003		268		Movements on pension liability	62,058		302	
67,444		8,709			79,874		18,119	
	1,469		1,486	Increase / (decrease) in revenue creditors	2,408		2,525	
	(7,474)		(7,474)	Decrease / (increase) in revenue debtors	(5,610)		(5,610)	
	(89)		(89)	Decrease / (increase) in stocks	(115)		(115)	
	353		353	Increase / (decrease) in revenue provisions	(11)		(11)	
(5,741)		(5,725)			(3,327)		(3,210)	
61,704		2,984			76,547		14,909	
				The total cash flows for operating activities include:				
6,690		6,690		Interest paid and similar charges	6,946		6,946	
(55)		(55)		Interest received	(509)		(509)	

23. Reconciliation of Liabilities Arising from Financing Activities

	1 April 2022	Financing cash flows	Non-cash Acquisition	Changes Other Non-cash changes	31 March 2023
	£000	£000	£000		£000
Long term borrowings	31,732	(1,617)	-	339	30,453
Short term borrowings	1,761	-	-	(359)	1,402
On balance sheet PFI liabilities	55,220	(1,770)	-	-	53,451
Total liabilities from financing activities	88,713	(3,387)	-	(20)	85,306

24. Contingent Liabilities

MMI Ltd

The insurance company Municipal Mutual Insurance Limited (MMI) ceased trading in 1992 and ceased to write new or renew policies. Potentially claims can still be received as the company continues to settle outstanding liabilities. A scheme of arrangement is in place; however, this arrangement will not meet the full liability of all claims and a current levy of 25% will be chargeable in respect of successful claims on MMI's customers. There are currently no open claims against Norfolk Constabulary. As this point in time, it is not possible to calculate the full amount payable on future MMI claims.

Capped Overtime Claims

The organisation has a liability in respect of historic overtime claims including Covert Human Intelligence Source (CHIS) handlers and other officers in analogous roles. Officers from Devon and Cornwall Police claimed successfully in the County Court (October 2013) that they were owed payments under Police Regulations 2003. Their claims were upheld at the Court of Appeal. The claims relate to a cap being placed on overtime claims by the Chief Constable. Overtime caps were generally applied across the police service for CHIS handlers and other similar roles. All known CHIS handler claims have now been settled; however, Norfolk has an outstanding Undercover Unit (UU) claim which covers a three year period which pre-dates collaboration. As with other forces, Norfolk Constabulary may receive further claims from officers working in non-handler and undercover roles. Furthermore, an issue has been flagged recently regarding Dedicated Source Handling Unit (DSU) officers attending voluntary training courses and performing extended tours of duty for which they received TOIL rather than overtime payments. Counsel's advice is being sought on behalf of all forces nationally. The potential number of claims or an estimate of their value cannot yet be made. Many claims cover the period when the units were under joint collaborative control with Suffolk Constabulary, therefore where applicable any settlements will be shared in the appropriate cost sharing ratio.

Some UU claims are brought by officers working for ERSOU. At this point in time, it is unclear whether Norfolk Constabulary will be liable to a proportion of the claims associated with ERSOU officers employed by other forces, a regional agreement has yet to be confirmed. None of the ERSOU claims involve Norfolk officers.

Norfolk Constabulary will be liable to a share of the legal costs arising from national lead claims associated with the Police Overtime Claims Litigation.

Forensic Service Uncertainty

The validity of evidence provided by forensic testing companies to the police service is currently under investigation. It is reasonable to anticipate that some people may have been convicted of offences based on flawed data and that conviction will have had a significant impact on their personal circumstances. As a result, litigation is anticipated. At this point in time, it is not possible to assess the number of claims or the financial exposure arising from them.

Data Breach

During 2022/23 the Constabulary became aware of a significant data breach. It is not currently possible to estimate the number of claims the Constabulary will receive arising from the breach or the total cost exposure associated with it. However, with the exception of the self-insured retention, it is expected that liability claims made against the Constabulary will be covered by the Constabulary's Liability Insurance Policy. Breach response costs will largely be covered by the Constabulary's Cyber Policy.

25. Provisions

Insurance

The PCC self-insures a number of risks up to a predetermined limit with insurance only being bought externally to cover losses beyond this. This provision is in place to finance any liabilities or losses that are likely to be incurred but uncertain as to the amounts or the dates on which they will arise.

Employment Tribunals and Judicial Reviews

The provision balance as at 31 March 2023 relates to £19k for Employment Tribunals and £5k for Judicial Reviews. As these cases are subject to legal and other investigative proceedings no further details can be provided.

This figure has been estimated based on the professional guidance given to the PCC as to the likelihood of these claims being successful. The effect of the inaccuracy in these assumptions cannot be measured as they are based purely on professional judgement at a point in time.

Exit Packages

The exit package provision balance as at 31 March 2023 was to provide for costs yet to be paid for multiple employees who are expected to leave the organisation, by reason of redundancy or other agreed departure, but who had not left at the end of the year.

	Balance 1 April 2022 £000	Charge in year £000	Paid / Reversed in year £000	Balance 31 March 2023 £000
Insurance claims	954	1,163	(636)	1,481
Employment tribunals and judicial reviews	117	(69)	(24)	24
Other revenue provisions	105	(75)	-	29
Exit packages	440	117	(486)	71
Total	1,616	1,135	(1,146)	1,605

26. Leases

All significant leases have been assessed to identify the appropriate lease category.

Operating Lease as Lessee:

The PCC has a number of properties and some equipment on short term lease arrangements which have been accounted for as operating leases. The future minimum lease payments due under non-cancellable leases in future years are:

	31 March	31 March
	2023	2022
	£000	£000
Not later than one year	233	425
Later than one year but not later than five years	75	136
Later than five years	31	24
	339	585

The amount charged to the service lines in respect of operating leases amounts to:

	31 March	31 March
	2023	2022
	£000	£000
Minimum lease payments	623	628
Contingent rents	25	32
	648	659

Operating Leases as Lessor:

The PCC has granted several leases on properties which have been accounted for as operating leases. The future minimum lease payment receivable under uncancellable leases in future years are:

	31 March	31 March
	2023	2022
	£000	£000
Not later than one year	94	64
Later than one year but not later than five years	100	94
Later than five years	18	25
	211	183

The amount credited to the service lines in respect of operating leases income is:

	31 March	31 March
	2023	2022
	£000	£000
Minimum lease payments	144	133
Contingent rents	10	7
	154	141

Finance Lease as Lessee

In 2007/08, the PCC entered into a lease for Poringland Police Station. This is a shared site with Poringland Parish Council which has a community centre and police station. The Police Authority paid for the construction of the police station and a one-off sum towards the use of the land for the 99 year term of the lease. This is treated as a finance lease, however the lease charge is a peppercorn. This property has been capitalised as a de facto asset. The net book value of the asset is £115k (£118k 2021/22).

27. Earmarked Balances within the General Fund

The movements in general fund and earmarked balances in 2022/23 are analysed as follows:

		Balance				Balance
		1 April		Applied	Reallocated	31 March
	Note	2022	Received	£000	£000	2023
		£000	£000	£000	£000	£000
Revenue reserves:						
Regional Partnership	(a)	105	16	(12)	-	109
Budget Support	(b)	3,497	99	(450)	(265)	2,881
Invest to Save	(c)	1,950	-	(195)	-	1,755
Capital Financing & Efficiency	(d)	7,952	-	(500)	-	7,452
Insurance	(e)	856	-	-	-	856
PCC	(f)	1,796	343	(86)	(198)	1,854
Safety Camera	(g)	1,103	704	(591)	-	1,216
Community Safety Reserve	(h)	500	-	(83)	-	417
Transformation Reserve	(i)	125	-	(1)	198	322
Total		17,883	1,162	(1,918)	(265)	16,862
General Reserve		4,575	-	-	265	4,840

The purpose and strategy for each reserve is set out below:

(a) Regional Partnership Reserve

This reserve holds ring-fenced funds in relation to regional activity. In 2022/23, £4k contribution to this reserve was made as a result of the net underspend in relation to the Eastern Region Special Operations Unit (ERSOU).

(b) Budget Support Reserve

The Budget Support Reserve was being held as a contingency against future demand led pressures and had also been used to deal with the funding pressures arising from austerity. The plan was to end the use of this reserve and repurpose the remaining balance for use as part of the Invest to Save Reserve and the Capital Financing and Efficiency Improvement Reserve. However, given the economic uncertainty caused

by the Covid-19 pandemic, the conflict in Ukraine and other global factors, this reserve has been re-established.

(c) Invest to Save Reserve

This reserve provides funding for initiatives that will generate future savings and also provides funds to support the cost of change.

(d) Capital Financing and Efficiency Improvement Reserve

The Capital Financing Reserve and Efficiency Improvement Reserve is used to help fund the short-life asset requirement of the Capital Programme. The reserve is used when the amount required for investment exceeds the budget available for this purpose. This is an important part of the funding strategy to ensure the constabulary is as efficient and productive as possible through continued investment in enabling technologies. This is a key reserve and forecast levels are reviewed each year against the capital programme to make sure there is sufficient funding

available for future years. This reserve is being maintained to enable sufficient funding to cover the impending significant capital investment required for the new Emergency Services Network that is expected over the life of the MTFP.

(e) Insurance Reserve

This reserve is being held as a contingency against future increases in premiums and / or increases in the value of assessed insurance liabilities. The reserve and also the provision within the accounts are actuarially assessed by external advisors and as a result the reserve is adjusted accordingly.

(f) PCC Reserve

This reserve is made up from previous underspends against the budgets of the Office of the Police and Crime Commissioner and the commissioning budget. The PCC reserve shown in the papers consists of several elements. The commissioning element is used to smooth commissioning spending over the MTFP period and to commission additional services in the community or delivered by the Constabulary, for instance in supporting victims. The PCC general element is for any urgent spend that has not been previously budgeted for in year.

(g) Safety Camera Reserve

This reserve is held on behalf of the PCC, Chief Constable and Norfolk County Council. Income is dependent upon the number of speed awareness courses delivered. The use is reviewed and agreed at the Safety Camera Oversight Board.

(h) Community Safety Reserve

The Police Reform and Social Responsibility Act 2011 sets out a number of ways that PCCs and Community Safety Partnerships should work together, including a mutual duty to co-operate with regards to each other's priorities. The Community Safety Reserve enables the PCC to work with the Community Safety Partnership and its respective partners to support evidence-based projects at a county wide and local neighbourhood level.

(i) Transformation Reserve

This reserve is held for the PCC who will draw on this reserve for engaging with the public on the progress of the Police, Crime and Community Safety Plan.

28. Unusable Reserves

The Collection Fund Adjustment Account manages the differences arising from the recognition of council tax income in the CIES as it falls due from council tax payers compared with the statutory arrangements for paying across amounts to the General Fund from the Collection Fund.

The Accumulated Absences Account absorbs the differences that would otherwise arise on the General Fund balance from accruing for compensated absences earned but not taken in the year, e.g. annual leave entitlement. Statutory arrangements require that the impact on the General Fund is neutralised by transfers to and from the account. This is now calculated on a triennial basis unless in year assessments identify a material movement.

The Revaluation Reserve shows the net accumulated unrealised gains on non-current assets arising from increases in value, as a result of inflation or other factors. The reserve is debited to reflect: the revaluation element of the depreciation charge, revaluation losses or impairments against previous revaluation gains and when assets with accumulated revaluation gains are disposed of. Any balance remaining in the reserve, relating to an asset that has been disposed of, is removed from the reserve by way of a transfer to the Capital Adjustment Account.

The Capital Adjustment Account accumulates the resources that have been set aside to finance capital expenditure. The consumption of the historical cost by way of depreciation, impairment and disposal is removed from the account throughout the asset's useful life. The balance on this account therefore represents timing differences between financing and consumption of non-current assets.

The Pensions Reserve absorbs the timing differences arising from the different arrangements for accounting for post-employment benefits and for funding benefits in accordance with statutory provision. The Group accounts for post-employment benefits in the CIES as the benefits are earned by employees accruing years of service, updating the liabilities recognised to reflect benefits earned to be financed as the Group makes employer's contributions to pension funds or eventually pay for any pensions for which it is directly responsible. The debit balance on the reserve therefore shows a substantial shortfall in the benefits earned by past and current employees and the resources set aside to meet them. The statutory arrangements will ensure that the funding will have been set aside by the time the benefits come to be paid.

Movements in unusable reserves are summarised in the Movement in Reserves Statement and are shown in detail below:

Group:

	Pension Reserves £000	Reval- -uation Reserve £000	Capital Adj' Account £000	Collection Fund Adj' Account £000	Comp' Absences Account £000	Total Unusable Reserves £000
Year Ended 31 March 2023						
Balance at 1 April 2022	(2,037,275)	28,912	(20,831)	577	(1,575)	(2,030,192)
Other comprehensive income and expenditure	709,864	11,481	-	-	-	721,345
Total comprehensive income and expenditure	709,864	11,481	-	-	-	721,345
Amortisation of intangible assets	-	-	(518)	-	-	(518)
Depreciation on property, plant and equipment	-	(1,838)	(5,625)	-	-	(7,463)
Revaluation losses on property, plant and equipment	-	-	(9,710)	-	-	(9,710)
Application of capital grants from unapplied account	-	-	201	-	-	201
Net gain or loss on the sale of non-current assets	-	(169)	(227)	-	-	(396)
Difference between IAS 19 pension costs and those calculated in accordance with statutory requirements	(82,364)	-	-	-	-	(82,364)
Movement on the Collection Fund Adjustment Account	-	-	-	321	-	321
Capital expenditure charged to the General Fund Balance	-	-	3,310	-	-	3,310
Statutory provision for the repayment of debt	-	-	2,614	-	-	2,614
Contribution to the Police Pension Fund	20,307	-	-	-	-	20,307
Movement on the Compensated Absences Account	-	-	-	-	117	117
Use of capital receipts to fund asset purchases	-	-	270	-	-	270
Adjustments between accounting basis and funding basis under regulations	(62,058)	(2,007)	(9,684)	321	117	(73,311)
Increase / (decrease) in year	647,806	9,474	(9,684)	321	117	648,034
Balance at 31 March 2023	(1,389,469)	38,386	(30,515)	898	(1,459)	(1,382,159)

	Pension Reserves	Revaluation Reserve	Capital Adj' Account	Collection Fund Adj' Account	Comp' Absences Account	Total Unusable Reserves
	£000	£000	£000	£000	£000	£000
Year Ended 31 March 2022						
Balance at 1 April 2021	(2,031,956)	26,190	(21,002)	(696)	(1,592)	(2,029,055)
Other comprehensive income and expenditure	53,684	4,092	-	-	-	57,776
Total comprehensive income and expenditure	53,684	4,092	-	-	-	57,776
Amortisation of intangible assets	-	-	(938)	-	-	(938)
Depreciation on property, plant and equipment	-	(1,350)	(5,760)	-	-	(7,110)
Revaluation losses on property, plant and equipment	-	-	(519)	-	-	(519)
Application of capital grants from unapplied account	-	-	265	-	-	265
Net gain or loss on the sale of non-current assets	-	(19)	(321)	-	-	(340)
Difference between IAS 19 pension costs and those calculated in accordance with statutory requirements	(79,577)	-	-	-	-	(79,577)
Movement on the Collection Fund Adjustment Account	-	-	-	1,273	-	1,273
Capital expenditure charged to the General Fund Balance	-	-	4,742	-	-	4,742
Statutory provision for the repayment of debt	-	-	2,236	-	-	2,236
Contribution to the Police Pension Fund	20,574	-	-	-	-	20,574
Movement on the Compensated Absences Account	-	-	-	-	16	16
Use of capital receipts to fund asset purchases	-	-	467	-	-	467
Adjustments between accounting basis and funding basis under regulations	(59,003)	(1,369)	171	1,273	16	(58,913)
Increase / (decrease) in year	(5,319)	2,722	171	1,273	16	(1,137)
Balance at 31 March 2022	(2,037,275)	28,912	(20,831)	577	(1,575)	(2,030,193)

PCC:

	Pension Reserves £000	Revaluation Reserve £000	Capital Adj' Account £000	Collection Fund Adj' Account £000	Total Unusable Reserves £000
Year Ended 31 March 2023					
Balance at 1 April 2022	(2,353)	28,913	(20,831)	577	6,304
Other comprehensive income and expenditure	2,651	11,481	-	-	14,132
Total comprehensive income and expenditure	2,651	11,481	-	-	14,132
Amortisation of intangible assets	-	-	(518)	-	(518)
Depreciation on property, plant and equipment	-	(1,838)	(5,625)	-	(7,463)
Revaluation losses on property, plant and equipment	-	-	(9,710)	-	(9,710)
Application of capital grants from unapplied account	-	-	201	-	201
Net gain or loss on the sale of non-current assets	-	(169)	(227)	-	(396)
Difference between IAS 19 pension costs and those calculated in accordance with statutory requirements	(302)	-	-	-	(302)
Movement on the Collection Fund Adjustment Account	-	-	-	321	321
Capital expenditure charged to the General Fund Balance	-	-	3,310	-	3,310
Statutory provision for the repayment of debt	-	-	2,614	-	2,614
Use of capital receipts to fund asset purchases	-	-	270	-	270
Adjustments between accounting basis and funding basis under regulations	(302)	(2,007)	(9,684)	321	(11,672)
Increase / (decrease) in year	2,349	9,474	(9,684)	321	2,459
Balance at 31 March 2023	(5)	38,387	(30,515)	898	8,764

	Pension Reserves £000	Revaluation Reserve £000	Capital Adj' Account £000	Collection Fund Adj' Account £000	Total Unusable Reserves £000
Year Ended 31 March 2022					
Balance at 1 April 2021	(2,886)	26,191	(21,002)	(696)	1,605
Other comprehensive income and expenditure	800	4,092	-	-	4,892
Total comprehensive income and expenditure	800	4,092	-	-	4,892
Amortisation of intangible assets	-	-	(938)	-	(938)
Depreciation on property, plant and equipment	-	(1,350)	(5,760)	-	(7,110)
Revaluation losses on property, plant and equipment	-	-	(519)	-	(519)
Application of capital grants from unapplied account	-	-	265	-	265
Net gain or loss on the sale of non-current assets	-	(19)	(321)	-	(340)
Difference between IAS 19 pension costs and those calculated in accordance with statutory requirements	(268)	-	-	-	(268)
Movement on the Collection Fund Adjustment Account	-	-	-	1,273	1,273
Capital expenditure charged to the General Fund Balance	-	-	4,742	-	4,742
Statutory provision for the repayment of debt	-	-	2,236	-	2,236
Use of capital receipts to fund asset purchases	-	-	467	-	467
Adjustments between accounting basis and funding basis under regulations	(268)	(1,369)	171	1,273	(193)
Increase / (decrease) in year	532	2,722	171	1,273	4,698
Balance at 31 March 2022	(2,354)	28,913	(20,831)	577	6,304

29. Financial Instruments

The following categories of financial instrument are carried in the Balance Sheet:

	Current				Long term				Total	
	Investments		Other assets		Investments		Other assets		31 March	
	31 March		31 March		31 March		31 March		31 March	
	2023	2022	2023	2022	2023	2022	2023	2022	2023	2022
£000	£000	£000	£000	£000	£000	£000	£000	£000	£000	
Financial Assets										
Amortised cost	2,000	2,001	12,130	20,344	-	-	-	-	14,130	22,345
Total Financial Assets	2,000	2,001	12,130	20,344	-	-	-	-	14,130	22,345
Non Financial Assets	-	-	17,582	15,883	-	-	-	-	17,582	15,883
Total Assets	2,000	2,001	29,711	36,227	-	-	-	-	31,711	38,228

	Current				Long term				Total	
	Borrowings		Other liabilities		Borrowings		Other liabilities		31 March	
	31 March		31 March		31 March		31 March		31 March	
	2023	2022	2023	2022	2023	2022	2023	2022	2023	2022
£000	£000	£000	£000	£000	£000	£000	£000	£000	£000	
Financial Liabilities										
Amortised cost	1,402	1,761	13,108	11,507	30,453	31,732	1,389,472	2,037,287	1,434,435	2,082,286
Total Financial Liabilities	1,402	1,761	13,108	11,507	30,453	31,732	1,389,472	2,037,287	1,434,435	2,082,286
Non Financial Liabilities	-	-	14,128	13,489	-	-	51,540	53,451	65,668	66,939
Total Liabilities	1,402	1,761	27,236	24,996	30,453	31,732	1,441,012	2,090,737	1,500,103	2,149,225

No other category of financial asset or liability was held during the year and there were no instances of:

- De-recognition of financial instruments
- Unusual movements to be disclosed
- Allowance for credit losses

The gains and losses recognised in the CIES are shown in the table below:

2021/22	2022/23
Surplus or Deficit on the Provision of Services £000	Surplus or Deficit on the Provision of Services £000
Net (gains)/losses on:	
2 Financial assets measured at amortised cost	-
2 Total net (gains)/losses	-
Interest revenue:	
(45) Financial assets measured at amortised cost	(454)
(45) Total interest revenue	(454)
6,723 Interest expense	6,926
Fee expense:	
4 Financial assets or financial liabilities that are not at fair value through profit or loss	-
4 Total fee expense	-

All financial liabilities and financial assets held by the PCC are classified as loans and receivables and long-term debtors and creditors are carried in the Balance Sheet at amortised cost. Their fair value can be assessed by calculating the present value of the cash flows that will take place over the remaining term of the instruments, using the following assumptions.

- For PWLB loans, the cash flows are discounted using the premature repayment rates applicable at the year-end equivalent loans
- No early repayment or impairment is recognised
- Where an instrument will mature in the next 12 months, the carrying amount is assumed to be approximate to fair value
- The fair value of trade and other receivables is taken to be the invoiced or billed amount

The fair values of financial instruments that differ from the carrying amount are summarised here:

	31 March 2023		31 March 2022	
	Carrying amount £000	Fair value £000	Carrying amount £000	Fair value £000
Financial liabilities				
PWLB loan	31,855	30,689	33,492	40,680
	31,855	30,689	33,492	40,680

The fair value of borrowings in 2022/23 is lower than the carrying amount because the annuity loans are lower than the repayment rate, meaning that there are significant repayment discounts on these.

Fair values of short term trade payables and receivables, cash and cash equivalents are assumed to equal the book values and are therefore not included in the table above. These are exempt from IFRS13.

Assets and liabilities are measured at fair value using the IFRS13 Fair Value market approach which uses prices and other relevant information (inputs) generated by market transactions involving similar assets or liabilities. The IFRS on Fair Value includes a fair value hierarchy that categorises the inputs to valuation techniques used to measure fair value into three input levels as follows:

- Level 1 Inputs – quoted prices (unadjusted) in active markets for identical assets or liabilities that the authority can access at the measurement date.
- Level 2 Inputs – inputs other than quoted prices included within Level 1 that are observable for the asset or liability, either directly or indirectly.
- Level 3 Inputs – unobservable inputs for the asset or liability.

We have therefore categorised the valuations of all financial assets and liabilities as Level 2 input in the IFRS 13 fair value hierarchy, there has been no movement between the levels within this and the prior financial year.

The PCC's activities expose it to a variety of financial risks:

- Credit risk – the possibility that other parties might fail to pay amounts due to the PCC
- Liquidity risk – the possibility that the PCC might not have funds available to meet its commitments to make payments
- Refinancing and Maturity risk – the possibility that the PCC might be requiring to renew a financial instrument on maturity at disadvantageous interest rates or terms
- Market risk – the possibility that financial loss might arise for the PCC as a result of changes in such measures as interest rates and stock market movements.

The PCC's overall risk management programme focuses on the unpredictability of financial markets and seeks to minimise potential adverse effects on the resources available to fund services. Risk management is carried out by a central treasury team, under policies approved by the PCC in the Annual Investment and Treasury Management Strategy². The PCC provides written principles for overall risk management, as well as written policies covering specific areas, such as credit risk and the investment of surplus cash.

Credit risk

Credit risk arises from deposits with banks and financial institutions, as well as credit exposures to the PCC's customers. This risk is minimised through the Annual Investment and Treasury Management Strategy which requires that counterparties meet the minimum credit ratings from three major credit rating agencies. In 2022/23, the PCC has a policy not to lend more than £10m to any individual financial institution, authority or banking group unless consent is given for a specific period of time and in exceptional circumstances. This policy is outlined on Page 34.

Recent experience has shown that it is rare for its investment counterparties to be unable to meet their commitments, therefore although a risk of non-recoverability applies to all of the PCC's deposits, there was no evidence at the 31 March 2023 that this was likely to crystallise.

² [Annual Investment and Treasury Management Strategy](#)

Of the £1,411k outstanding from customers £97k was past its due date for payment at the year-end. The past due amount can be analysed by age as follows:

	Amount past due 2023 £000	Amount past due 2022 £000
Less than three months	39	116
Three to six months	1	-
Six months to one year	4	2
More than one year	53	4
	97	122

Liquidity risk

The PCC has a comprehensive cash flow management system that seeks to ensure that cash is available as needed. If unexpected movements happen the PCC has ready access to borrowings from the money markets and the Public Works Loan Board (PWLB). As the PCC is required to provide a balanced budget which ensures sufficient monies are raised to cover annual expenditure, there is no significant risk that it will be unable to raise finance to meet its commitments under financial instruments. The PCC has 22 loans with the PWLB, 19 are repayable on maturity, 3 are being repaid in half yearly instalments. The loans are due to mature between 1 and 35 years. All trade and other payables are due to be paid in less than one year.

Refinancing and Maturity risk

The PCC maintains its debt and investment portfolio in line with the Annual Investment and Treasury Management Strategy. Whilst the cash flow procedures are considered against the refinancing risk procedures, longer-term risk to the PCC relates to managing the exposure to replacing financial instruments as they mature. This risk relates to both the maturing of longer term financial liabilities and longer term financial assets.

The approved treasury indicator limits for the maturity structure of debt and the limits placed on investments placed for greater than one year in duration are the key parameters used to address this risk. The PCC approved Annual Investment and Treasury Management Strategy addresses the main risks and

the treasury management function addresses the operational risks within the approved parameters.

The PCC's financial assets held on the balance sheet all mature within one year.

Market risk – Interest rate risk

The PCC has no significant exposure to market risk from investments. Investments are normally by way of term deposits placed at a fixed rate for a fixed period, therefore there is a risk that the market rate can change, which would lead to an impact on the fair value of the investment. However, investments are mostly placed for periods not exceeding three months, therefore the exposure to market risk is regarded as negligible.

The PCC mitigates its exposure to market risk in regards to interest expense by fixing the interest rate payable for the duration of its loans. The risk is therefore shifted to the risk on the movement of fair value that would arise when prevailing rates differ from contract rate payable. However, borrowings are not carried at fair value, so nominal gains or losses on fixed rate borrowing do not impact on the CIES.

A 1% increase in interest rates would only have a material effect on the fair value of borrowings. It would reduce the value by £2,878k.

The PCC neither invests in equity shares nor in financial assets or liabilities denominated in foreign currencies and therefore has no exposure to price risk or exchange risk.

30. Events After the Reporting Period

Events after the reporting period have been considered for the period from the year-end to the date the accounts were authorised for issue on 11 December 2024. At the time of issue there were no adjusting or non-adjusting subsequent events that required disclosure.

31. Capital Commitments

Significant commitments under capital contracts as at 31 March 2023 are analysed as follows:

2022		2023
£000		£000
1,055	Vehicles	1,254
714	ICT replacements & equipment refresh	219
113	Norfolk Professional Development Centre	202
116	Tasers, other firearms & equipment	134
-	ESN	126
-	ANPR cameras	59
124	Digital Strategy (incl mobile data)	57
55	Other	48
40	ICT software upgrades	41
93	eRecruitment system	31
15	Estates strategy	28
4,995	Broadland Gate Hub	18
126	ESN ICCS upgrade	-
7,447	Total committed	2,217

32. Going Concern

The Police Reform and Social Responsibility Act 2011 sets out in statute the creation of the Police and Crime Commissioners and the financial responsibility they have. The concept of a going concern assumes that the functions of the PCC and the Constabulary will continue in operational existence for the foreseeable future. The provisions in the Code in respect of going concern reporting requirements reflect the economic and statutory environment in which police forces operate. These provisions confirm that, as the Office of the Police and Crime Commissioner and the Constabulary cannot be created or dissolved without statutory prescription, they must prepare their financial statements on a going concern basis of accounting.

PCCs and Chief Constables carry out functions essential to the local community and are themselves revenue-raising bodies (with limits on their revenue-raising powers arising only at the discretion of central government). If a police force were in financial difficulty, the prospect is that alternative arrangements would be made by central government either for the continuation of the functions it provides or for assistance with the recovery of a deficit over more than one financial year. As a result of this, it would not therefore be appropriate for the financial statements to be provided on anything other than a going concern basis. Accounts drawn up under the Code therefore assume that a police force will continue to operate for the foreseeable future.

The PCC has increased the General Reserve by £0.265m to £4.840m, has a Budget Support Reserve of £2.881m and has an Invest to Save Reserve of £1.755m that in extremis would be used to manage the financial risks of major incidents. Despite high levels of inflationary pressures across a number of services, the Group recorded an outturn overspend of £0.241m (0.12% of Net Revenue Budget).

A high-level scenario planning exercise has been completed and compared against our current MTFP assumptions. The budget gap for 2024/25 ranges between reasonable pragmatic case (£1.329m) to worst case (£6.399m) given a range of assumptions on government funding, precept decisions, tax base growth and collection fund deficits. The guidelines to Heads of Department in regard of the new Strategic & Financial Planning process (using Outcome Based Budgeting principles) have taken into account the scenario plans. The

constabulary has a proven track record on delivering required savings in order to balance the budget.

Taking a worst-case funding scenario, and a worst-case assumption that no savings are identified (which will not happen), general fund balances including earmarked reserves at 31 March 2024 would reduce to approximately £12.508m. This still remains well above our minimum level of general fund balance as set by the PCC CFO of £4.840m.

Taking into account the availability of useable reserves, the capacity to finance the current gap between external borrowing and the capital financing requirement and the ability to borrow on a short-term basis to prudently fund any temporary shortfall of cash; the PCC is able to demonstrate that he has sufficient liquid resources until 12 months from the date of authorisation of the financial statements to meet all liabilities as they fall due.

Therefore, following our review of future finances, it has been concluded that there is no material uncertainty relating to going concern.

Police Pension Fund Accounting Statements

2021/22		2022/23	
£000	£000	£000	£000
Contributions receivable			
Employer			
	20,034	Normal	21,144
	247	Early retirements	343
20,281			21,487
Members			
	8,655	Normal	9,126
8,655			9,126
Transfers in			
	235	Individual transfers in from other schemes	457
235			457
Benefits payable			
(40,630)		Pensions	(42,629)
(8,758)		Commutations and lump sum retirement benefits	(7,940)
-		Lump sum death benefits	(125)
(262)		Other	(490)
(49,650)			(51,184)
Payments to and on account of leavers			
(57)		Refunds on contributions	(100)
(37)		Individual transfers out to other schemes	(93)
(95)			(193)
(20,574)		Net amount payable for the year before contribution from the Police General Fund	(20,307)
20,574		Contribution from the Police General Fund	20,307
-		Net balance receivable for the year	-

No assets are held by the pension fund and no amounts were owed to or from it as at 31 March 2023 (31 March 2022 £nil)

The actuarial valuation has set the employer contribution rate for all three police pension schemes from 1 April 2019 at 31% of pensionable pay. A pensions top-up grant from the Home Office is received which funds contributions to a level of 21.3% and in 2022/23 a specific grant of £1.6m was received to part fund the cost of this change in contribution rates. The Constabulary funds the resulting balance, which amounted to £6.6m in 2022/23 (2021/22 - £6.2m).

Glossary of terms

For the purposes of the statement of accounts the following definitions have been adopted:

Accruals basis

The concept that income and expenditure are recognised as they are earned or incurred, not as money is received or paid.

Actual return on plan assets

The difference between the fair value of plan assets at the end of the period and the fair value at the beginning of the period, adjusted for contributions and payments of benefits.

Actuarial gains and losses

For a defined benefit pension scheme, the changes in actuarial deficits or surpluses that arise because:

- a) Events have not coincided with the actuarial assumptions made for the last valuations (experience gains and losses) or
- b) The actuarial assumptions have changed

Capital expenditure

Expenditure on the acquisition of a non-current asset; or expenditure which adds to – rather than merely maintains – the value of an existing non-current asset.

Capital Receipt

Income derived from the sale or disposal of a non-current asset.

CIPFA

The Chartered Institute of Public Finance and Accountancy.

Contingent liability

A contingent liability is either:

- a) A possible obligation arising from past events; it may be confirmed only if particular events happen in the future that are not wholly within the local authority's control; or

- b) A present obligation arising from past events, where economic transactions are unlikely to be involved or the amount of the obligation cannot be measured with sufficient reliability.

Current Service Costs

The increase in pension liabilities as a result of years of service earned this year.

Defined benefit scheme

A pension or other retirement benefit scheme other than a defined contribution scheme. Usually, the scheme rules define the benefits independently of the contributions payable and the benefits are not directly related to the investments of the scheme. The scheme may be funded or unfunded (including notionally funded).

Depreciation

The measure of the wearing out, consumption, or other reduction in the useful economic life of a non-current asset, whether arising from use, passage of time or obsolescence through technological or other changes.

Government grants

Part of the cost of service is paid for by central government from its own tax income. Specific grants are paid by the Home Office to the Group towards both revenue and capital expenditure.

Group

The term Group refers to the Police and Crime Commissioner (PCC) for Norfolk and the Chief Constable (CC) for Norfolk.

Impairment

A reduction in the value of a non-current asset below its carrying amount on the balance sheet.

Intangible non-current assets

Intangible assets are non-financial non-current assets that do not have physical substance, but are identifiable and are controlled by the PCC through custody or legal rights.

Net book value

The amount at which non-current assets are included in the balance sheet, meaning their historical cost or current value less the cumulative amounts allowed for depreciation.

Net realisable value

The open-market value of the asset in its existing use (or open-market value in the case of non-operational assets), less the expenses to be incurred in realising the asset.

Non-current assets

Tangible and intangible assets that yield benefits to the PCC and the services it provides for more than one year.

Outturn

The actual amount spent in the financial year.

Operational assets

Non-current assets held and occupied, used or consumed by the PCC in the direct delivery of services for which it has a statutory or discretionary responsibility.

Past Service Costs

The increase in pension liabilities as a result of a scheme amendment or curtailment whose effect relates to years of service earned in earlier years.

PCC

References to PCC within these Financial Statements relate to the entity of the Police and Crime Commissioner for Norfolk unless otherwise stated.

Projected Unit Credit Method

An accrued benefits valuation method in which the scheme liabilities make allowance for projected earnings.

An accrued benefits valuation method is a valuation method in which the scheme liabilities at the valuation date relate to:

- a) The benefits for pensioners and deferred pensioners (i.e. individuals who have ceased to be active members but are entitled to benefits payable at a later date) and their dependants, allowing where appropriate for future increases, and

- b) The accrued benefits for members in service on the valuation date.

The accrued benefits are the benefits for service up to a given point in time, whether vested rights or not. Guidance on the projected unit credit method is given in the Guidance Note GN26 issued by the Faculty and Institute of Actuaries.

Precept

The proportion of the budget raised from council tax.

Provision

Amount set aside to provide for a liability which is likely to be incurred, but the exact amount and the date on which it will arise is uncertain.

PWLB

The Public Works Loan Board (PWLB) is a statutory body operating within the United Kingdom Debt Management Office, an Executive Agency of HM Treasury. PWLB's function is to lend money from the National Loans Fund to local authorities and other prescribed bodies and to collect the repayments.

Related parties

Two or more parties are related parties when at any time during the financial period:

- a) One party has direct or indirect control of the other party; or
- b) The parties are subject to common control from the same source; or
- c) One party has influence over the financial and operational policies of the other party so that the other party might not always feel free to pursue its own separate interests; or
- d) The parties, in entering a transaction, are subject to influence from the same source to such an extent that one of the parties to the transaction has subordinated its own separate interests.

Retirement Benefits

All forms of consideration given by an employer in exchange for services rendered by employees that are payable after the completion of employment. Retirement benefits do not include termination benefits payable as a result of either (i) an employer's decision to terminate an

employee's employment before the normal retirement date or (ii) an employee's decision to accept voluntary redundancy in exchange for those benefits, because these are not given in exchange for services rendered by employees.

Scheme Liabilities

The liabilities of a defined benefit scheme for outgoings due after the valuation date. Scheme liabilities measured using the projected unit credit method reflect the benefits that the employer is committed to provide for service up to the valuation date.

Settlement

An irrevocable action that relieves the employer (or the defined benefit scheme) of the primary responsibility for a pension obligation and eliminates significant risks relating to the obligation and the assets used to affect the settlement. Settlements include:

- a) a lump-sum cash payment to scheme members in exchange for their rights to receive specified pension benefits;
- b) the purchase of an irrevocable annuity contract sufficient to cover vested benefits; and
- c) the transfer of scheme assets and liabilities relating to a group of employees leaving the scheme.

Useful life

The period over which the PCC will derive benefits from the use of a non-current asset.

Vested Rights

In relation to a defined benefit scheme, these are:

- a) for active members, benefits to which they would unconditionally be entitled to on leaving the scheme;
- b) for deferred pensioners, their preserved benefits;
- c) for pensioners, pensions to which they are entitled.

Vested rights include where appropriate the related benefits for spouses or other dependants.